

# 10. Vulkanlandtriathlon 2021

## Vulkanland Sprint Gesamt

Nation	Platz	StNr	Name	w/m	AK	Verein	swim	P	W1	bike	P	W2	lap1	lap2	run	P	Gesamt
	1	17	Peter Luftensteiner	1	1	PSV Tri Linz	04:40,9	1	00:36,9	31:45,5	1	00:36,6	08:25,2	08:15,9	16:41,1	1	54:21,0
	2	8	Christoph Pölgutter	2	2	Tria Team Nö West	04:49,8	3	00:32,9	33:05,8	6	00:33,5	08:26,6	08:18,2	16:44,8	2	55:46,8
	3	16	Christian Grillitsch	3	1	LTV Köflach	04:56,0	6	00:47,1	33:14,1	7	00:33,6	08:49,7	08:33,8	17:23,5	5	56:54,3
	4	14	Siméon Dolinschek	4	1	SU TRI STYRIA	05:01,1	8	00:49,5	33:28,0	8	00:32,9	08:49,1	08:22,2	17:11,3	4	57:02,8
	5	5	Florian Kandutsch	5	1	SU Tri Styria / Polizeisport	05:17,9	12	01:15,0	32:15,6	2	00:47,0	09:39,7	09:14,4	18:54,1	15	58:29,6
	6	32	Marcel Spandl	6	2	SU TRI STYRIA	05:37,3	16	01:00,7	32:56,8	5	00:49,0	09:16,2	08:58,5	18:14,7	8	58:38,5
	7	6	George Lavdas	7	3	Sports Monkeys Triathlon Club	04:53,9	5	01:13,1	35:07,6	17	00:52,1	08:30,6	08:25,6	16:56,2	3	59:02,9
	8	45	Martin Mitteregger	8	4	Tri Team Pötsching	04:52,1	4	00:44,1	34:14,4	10	00:38,5	09:57,6	09:14,3	19:11,9	18	59:41,0
	9	104	Christian	9	1	Radklub Birkfeld	07:05,3	69	01:10,9	32:45,7	4	00:46,8	09:03,4	08:56,2	17:59,6	7	59:48,3
	10	3	Andreas Fuchs	10	1	dertriathlon. com	05:30,1	14	00:58,3	32:37,6	3	00:50,7	10:17,8	09:35,4	19:53,2	25	59:49,9
	11	15	Jan Alb	11	2	SU TRI STYRIA	04:57,1	7	00:41,0	34:53,2	16	00:30,0	10:02,4	09:19,9	19:22,3	21	1:00:23,6
	12	42	Manuel Talakovics	12	1	dertriathlon. com	06:15,3	28	01:04,1	33:40,0	9	00:44,5	09:45,9	09:15,7	19:01,6	17	1:00:45,5
	13	29	Mario Still	13	2	Omni Biotic Powerteam	05:41,6	19	00:50,3	34:42,6	13	00:43,9	09:48,3	09:04,9	18:53,2	14	1:00:51,6
	14	30	Felix Trummler	14	5	SU TRI STYRIA	05:08,7	10	00:45,3	36:03,6	22	00:34,7	09:27,6	09:06,8	18:34,4	11	1:01:06,7
	15	27	Thomas Messner	15	6	pewag racing team	05:38,5	17	01:08,9	35:40,0	18	00:45,5	09:01,2	08:55,2	17:56,4	6	1:01:09,3
	16	33	Philipp Lamprecht	16	3	OMNi-BIOTIC POWERTEAM	05:49,7	22	01:16,5	34:20,4	11	00:37,0	09:41,0	09:39,4	19:20,4	19	1:01:24,0
	17	38	Philipp Dossi	17	4	SU TRI STYRIA	05:33,7	15	01:09,1	34:48,7	14	00:54,5	09:43,5	09:15,5	18:59,0	16	1:01:25,0
	18	98	Florian Kulmer	18	3	LG Apfelland	06:56,2	65	01:07,9	35:40,2	19	00:31,5	09:13,3	09:03,5	18:16,8	9	1:02:32,6
	19	31	Andreas Wünscher	19	2	team triaguide	05:49,8	23	01:06,0	36:04,4	23	00:52,0	10:10,5	09:27,7	19:38,2	24	1:03:30,4
	20	43	Alexander Höfler	20	5	SU TRI STYRIA	06:27,2	38	01:33,2	35:54,0	20	01:09,8	09:29,6	09:00,6	18:30,2	10	1:03:34,4
	21	93	Nikolaus Schell	21	6		07:11,8	72	01:28,3	34:49,8	15	00:42,5	10:07,6	09:23,2	19:30,8	22	1:03:43,2
	22	47	Lena-Maria Aichner	1	1	SU TRI STYRIA	06:29,6	8	01:02,7	35:38,6	2	00:48,9	09:52,0	09:53,3	19:45,3	3	1:03:45,1
	23	48	Stefan Holler	22	7	SU TRI STYRIA	06:16,5	29	00:58,5	36:29,4	28	00:40,6	09:46,9	09:33,6	19:20,5	20	1:03:45,5
	24	22	Mag. Markus Reiter	23	3	pewag racing team	05:42,5	20	00:53,0	36:14,3	25	00:45,5	10:27,7	09:58,5	20:26,2	34	1:04:01,5
	25	71	Hannes Parteder	24	2	TRIDEE	06:26,1	37	01:08,0	36:09,2	24	00:44,7	10:01,2	09:33,5	19:34,7	23	1:04:02,7
	26	4	Johannes	25	3	Hoadläufer Tri Team	04:44,3	2	00:41,8	38:15,2	52	00:30,0	10:07,6	09:48,2	19:55,8	26	1:04:07,1
	27	12	Yasmin Rieger	2	1	Tri-X-Kufstein	05:11,7	1	00:49,0	38:31,6	5	00:39,3	09:52,9	09:46,3	19:39,2	2	1:04:50,8
	28	101	Stefan Heil	26	4	Radklub Birkfeld	06:52,6	60	01:38,7	37:06,8	34	00:47,1	09:24,7	09:11,0	18:35,7	12	1:05:00,9
	29	37	Rene Bauer	27	4	Top Team Tri Niederösterreich	06:04,8	25	00:54,3	36:22,1	27	00:47,5	10:42,6	10:16,3	20:58,9	36	1:05:07,6
	30	23	Christian Hanschitz	28	3	pewag racing team	05:41,1	18	00:53,0	36:45,0	31	00:46,2	10:50,0	10:27,8	21:17,8	42	1:05:23,1
	31	26	Lukas Mari	29	7	Sports Monkeys Triathlon Club	06:18,6	30	01:06,7	38:25,7	54	00:48,5	09:26,2	09:26,3	18:52,5	13	1:05:32,0
	32	41	Stefan Seifried	30	1	TriStyria	06:24,0	35	01:06,0	37:27,6	42	00:34,7	10:01,7	10:04,1	20:05,8	27	1:05:38,1
	33	36	Katharina Loidl	3	2	Tri TEAM Hallein	05:44,8	4	00:38,9	38:17,0	4	00:34,7	10:35,8	10:00,2	20:36,0	4	1:05:51,4
	34	96	Christian Kern	31	8	Carbon Crew	06:33,7	45	00:51,0	36:40,6	30	00:40,2	10:55,2	10:16,1	21:11,3	39	1:05:56,8
	35	2	Markus Bayer	32	4	IGN Triteam Köflach	06:29,0	39	01:10,0	37:27,4	40	00:58,1	10:15,8	09:56,7	20:12,5	29	1:06:17,0
	36	162	Navin Kaul	33	2	OMNi-BIOTIC POWERTEAM	05:11,8	11	00:55,8	37:33,3	43	00:51,3	11:10,2	10:39,4	21:49,6	53	1:06:21,8
	37	95	David Schöngrundner	34	9		06:38,4	48	01:24,6	37:06,9	35	01:00,4	10:30,2	09:46,9	20:17,1	31	1:06:27,4
	38	55	Daniel Egger	35	5	TRIDEE	06:30,2	40	00:57,4	37:57,9	49	00:37,2	10:15,8	10:09,9	20:25,7	33	1:06:28,4
	39	66	Moritz Schell	36	10		06:21,9	32	01:24,4	36:51,8	32	00:55,4	10:51,2	10:04,9	20:56,1	35	1:06:29,6
	40	51	Thomas Fasswald	37	3	SU TRI STYRIA	06:35,0	46	01:05,5	37:48,6	44	00:50,2	10:16,7	09:54,4	20:11,1	28	1:06:30,4
	41	65	Rafael Alcayde Ferrus	38	4		06:31,0	41	01:27,8	37:27,4	41	01:05,4	10:19,5	09:54,3	20:13,8	30	1:06:45,4



Nation	Platz	StNr	Name	w/m	AK	Verein	swim	P	W1	bike	P	W2	lap1	lap2	run	P	Gesamt
	42	125	Mario Stemmer	39	5	WSA greenteam	06:50,4	57	01:17,1	36:14,7	26	00:51,4	10:50,2	10:45,9	21:36,1	50	1:06:49,7
	43	13	Dominik Wiedner	40	6	Rc Sunpor St.Pölten	06:39,7	49	01:00,9	37:10,8	36	00:54,9	10:53,3	10:33,6	21:26,9	46	1:07:13,2
	44	40	Ortwin Kirchmayr	41	7	PSV Graz	07:20,1	74	01:42,9	36:00,5	21	00:58,0	10:58,0	10:22,7	21:20,7	44	1:07:22,2
	45	53	Stefan Gerngroß	42	5	pewag racing team	06:32,0	44	01:12,2	37:16,9	38	00:50,0	11:09,7	10:22,4	21:32,1	48	1:07:23,2
	46	39	Barbara Gerngroß	4	1	pewag racing team	05:58,5	5	00:56,4	38:37,1	7	00:48,6	10:53,2	10:19,3	21:12,5	7	1:07:33,1
	47	109	Hannes Harrer	43	1	HSV-Feldbach Triathlon	06:24,1	36	01:26,0	37:52,8	47	00:37,8	10:42,6	10:30,7	21:13,3	40	1:07:34,0
	48	77	Manuel Meitzen	44	6	SU TRI STYRIA	07:11,1	70	01:25,7	36:36,8	29	00:49,6	11:12,4	10:19,1	21:31,5	47	1:07:34,7
	49	49	Eiko Wijnstra	45	8	KSV-TriTeam Kapfenberg	06:12,3	27	01:26,0	37:12,8	37	00:50,7	10:59,2	10:55,3	21:54,5	58	1:07:36,3
	50	24	Josef Winter	46	1	dertriathlon.com	06:02,6	24	00:57,1	37:19,2	39	00:49,1	11:31,1	11:08,9	22:40,0	66	1:07:48,0
	51	163	Matthias Jeindl	47	8		08:45,5	117	01:32,9	34:34,4	12	00:56,6	11:48,3	10:28,4	22:16,7	62	1:08:06,1
	52	9	Oliver Schmich	48	6	Tri Team Chaos NÖ	05:04,7	9	01:00,3	39:08,0	64	00:53,1	11:10,0	10:56,2	22:06,2	60	1:08:12,3
	53	74	Alexander Opietnik	49	7	DG Tri Team Gösselsdorf	06:22,7	34	00:59,3	38:34,1	56	00:43,2	11:03,0	10:38,8	21:41,8	52	1:08:21,1
	54	52	Andreas Stefan	50	7		05:26,5	13	01:04,7	39:33,1	66	01:09,0	10:44,6	10:24,1	21:08,7	38	1:08:22,0
	55	131	Achim Hermann	51	5		07:39,6	92	01:12,4	38:17,4	53	01:02,9	10:07,1	10:14,1	20:21,2	32	1:08:33,5
	56	99	Kurt Marquardt	52	2	Tri Runners Baden	06:46,6	53	01:14,5	37:50,7	45	00:51,7	11:10,3	10:40,8	21:51,1	55	1:08:34,6
	57	50	Raphael Kühberger	53	9	KSV-TriTeam Kapfenberg	06:20,5	31	01:27,0	37:52,2	46	01:11,3	10:57,5	11:10,5	22:08,0	61	1:08:59,0
	58	80	Petra Autengruber	5	2	Tri Team 1. USC Traun	06:58,3	13	00:54,0	38:16,0	3	00:45,8	11:17,4	10:54,2	22:11,6	11	1:09:05,7
	59	176	Andreas Brettner	54	8		06:46,4	52	01:01,8	38:41,0	59	01:01,0	11:09,1	10:48,2	21:57,3	59	1:09:27,5
	60	18	Nicole Bauer	6	1	Tri Team Chaos NÖ	05:25,8	2	00:37,2	40:28,2	10	00:35,1	11:13,9	11:08,1	22:22,0	13	1:09:28,3
	61	114	Johann Grüßer	55	1	TRIDEE	07:55,8	99	01:32,9	38:02,2	51	00:45,5	10:38,8	10:38,8	21:17,6	41	1:09:34,0
	62	63	Thomas Tunst	56	9	dertriathlon.com Fürstenfeld	07:19,0	73	01:13,5	39:01,3	62	00:40,7	10:55,7	10:24,5	21:20,2	43	1:09:34,7
	63	134	Johanna Novak	7	2	Three Giants	07:23,2	17	01:13,6	38:34,7	6	01:06,3	10:55,1	10:23,3	21:18,4	8	1:09:36,2
	64	28	Andreas Schmölzer	57	9	LTV Köflach	06:55,0	62	00:44,3	39:57,8	70	00:39,5	10:34,8	10:46,9	21:21,7	45	1:09:38,3
	65	58	Eva Berger	8	3	OMNI-BIOTIC POWERTEAM	06:17,7	6	01:06,9	40:11,4	9	01:06,4	10:53,1	10:11,0	21:04,1	6	1:09:46,5
	66	120	Bernhard Lindner	58	6	SU TRI STYRIA	06:58,3	67	01:35,2	36:57,2	33	01:00,0	11:43,7	11:40,1	23:23,8	75	1:09:54,5
	67	102	Christoph Teufelhart	59	3	Tri Team Chaos Wien	07:23,8	79	01:20,2	38:01,8	50	01:03,1	11:23,4	10:54,9	22:18,3	63	1:10:07,2
	68	132	Martin Hohl	60	11	Sweetspot Training	06:59,6	68	01:53,6	38:40,3	58	00:50,1	11:12,5	10:38,1	21:50,6	54	1:10:14,2
	69	75	Philipp Graf	61	10	Tri Schedina DlbG	06:49,1	56	01:18,0	39:53,0	67	00:52,2	10:58,2	10:35,7	21:33,9	49	1:10:26,2
	70	177	Bernhard Gruber	62	7	tri alpin radstadt	06:42,1	50	01:16,4	38:55,0	61	01:04,6	11:51,7	10:55,3	22:47,0	68	1:10:45,1
	71	62	Markus Titz	63	8	OMNI-BIOTIC POWERTEAM	06:31,6	42	01:31,5	38:39,5	57	01:06,5	12:00,7	11:32,1	23:32,8	76	1:11:21,9
	72	59	Verena Jax	9	1	PSV Tri Linz	07:42,0	19	00:55,8	39:56,5	8	00:57,3	10:59,9	10:53,3	21:53,2	10	1:11:24,8
	73	115	Horst Hartinger	64	2	Team Erdinger Alkoholfrei	08:08,9	106	00:49,0	38:33,3	55	01:09,6	11:54,4	11:02,0	22:56,4	69	1:11:37,2
	74	123	Alex Roth	65	9	Fit 2 Go	07:50,1	97	01:12,1	40:10,8	73	01:02,0	10:54,7	10:42,2	21:36,9	51	1:11:51,9
	75	126	Roland Stessl	66	3	dertriathlon.com	07:41,2	94	02:03,0	39:57,9	71	01:24,8	10:51,4	10:11,3	21:02,7	37	1:12:09,6
	76	82	Gerhard Fank	67	12	RTR- Weiz	07:28,4	85	01:36,1	40:10,7	72	01:09,7	10:51,9	11:02,2	21:54,1	56	1:12:19,0
	77	78	Sattler Mario	68	10		06:31,7	43	02:00,8	40:22,0	74	01:01,2	11:26,6	11:10,9	22:37,5	64	1:12:33,2
	78	128	Simon Berghammer	69	13		07:25,8	82	01:32,9	39:31,7	65	01:11,7	12:00,3	11:11,1	23:11,4	72	1:12:53,5
	79	166	Sophie Tauscher	10	4	Personal Peak	07:11,4	15	01:33,3	41:15,5	11	00:50,7	11:06,4	11:05,2	22:11,6	12	1:13:02,5
	80	20	Robert Rath	70	8	ro_ra_43	06:35,2	47	01:01,8	40:27,5	76	01:03,0	12:13,8	11:41,7	23:55,5	80	1:13:03,0
	81	35	Anna Swoboda	11	3	Tri Runners Baden	06:43,2	11	00:54,9	42:58,0	19	00:45,3	10:57,2	10:45,8	21:43,0	9	1:13:04,4
	82	67	Ute Pirchan	12	5	LTV Köflach	08:11,3	24	01:15,2	41:37,8	12	01:10,3	10:34,4	10:23,5	20:57,9	5	1:13:12,5
	83	110	Felix Cocian	71	11	Tri Mittersill	06:22,5	33	01:27,6	40:49,8	80	01:25,6	11:48,7	11:22,7	23:11,4	71	1:13:16,9
	84	155	Maximilian Maier	72	10	SU TRI STYRIA	07:25,3	81	02:24,8	40:38,5	78	00:56,6	11:25,2	10:29,3	21:54,5	57	1:13:19,7
	85	116	Lothar Haslinger	73	2	Triathlon Team Personal Peak	07:52,0	98	01:37,6	39:06,3	63	01:24,8	11:58,7	11:21,1	23:19,8	73	1:13:20,5

# Vulkanland Sprint Gesamt

Nation	Platz	StNr	Name	w/m	AK	Verein	swim	P	W1	bike	P	W2	lap1	lap2	run	P	Gesamt
	86	195	Markus Payer	74	9		07:20,6	75	01:00,7	40:24,8	75	00:55,9	12:12,4	11:46,1	23:58,5	82	1:13:40,5
	87	46	Bernhard Mesicek	75	3	TCW Stadler	06:57,4	66	01:35,6	37:57,2	48	01:03,5	13:29,6	12:57,1	26:26,7	111	1:14:00,4
	88	90	Peter Schattleitner	76	4	TRIDEE	08:18,6	110	01:26,5	39:54,2	68	00:48,9	12:11,0	11:29,4	23:40,4	78	1:14:08,6
	89	54	Michael Buchegger	77	14	dertriathlon.com	06:53,3	61	01:37,6	40:58,6	83	00:59,8	12:01,2	12:00,9	24:02,1	83	1:14:31,4
	90	68	Karl Zehetleitner	78	4	SU TRIgonomic	05:42,7	21	01:14,0	43:28,9	107	00:49,4	11:29,0	11:51,9	23:20,9	74	1:14:35,9
	91	7	Vanessa Lengheimer	13	1	SU TRI STYRIA	05:35,6	3	00:53,4	42:06,8	13	00:43,9	12:49,7	12:43,4	25:33,1	24	1:14:52,8
	92	94	Michael Sammer	79	15	SlowRun Gnas	06:11,1	26	01:29,4	42:08,8	93	00:53,8	12:08,9	12:02,4	24:11,3	86	1:14:54,4
	93	70	Philipp Bermann	80	16	Sportunion Laufclub	06:47,6	54	01:36,8	41:39,6	91	00:51,4	11:41,2	12:21,6	24:02,8	84	1:14:58,2
	94	189	Alois Puntigam	81	4	HSV Feldbach/Rad	08:19,5	112	02:13,5	39:56,0	69	01:08,4	12:24,6	11:16,4	23:41,0	79	1:15:18,4
	95	143	Markus Uitz	82	11	RC TRI RUN ATUS Weiz	07:27,2	84	02:09,1	38:53,1	60	01:14,4	13:16,2	12:29,6	25:45,8	103	1:15:29,6
	96	127	Christian Philipp	83	10	Team PTS	07:22,9	77	01:12,2	41:21,3	88	00:52,2	12:49,8	12:04,9	24:54,7	94	1:15:43,3
	97	112	Harald Friedl	84	4	SU TRI STYRIA	07:29,3	86	01:47,6	42:35,0	101	01:14,7	11:41,5	11:00,4	22:41,9	67	1:15:48,5
	98	34	Katja Krenn	14	2	FC Donald	06:19,6	7	00:56,4	43:43,2	24	00:44,3	11:51,3	12:36,0	24:27,3	16	1:16:10,8
	99	108	Christian Assing	85	12	Schwimm Aktiv Club	08:16,0	108	03:17,9	40:38,9	79	01:03,9	11:39,5	11:20,0	22:59,5	70	1:16:16,2
	100	106	Hubert Kerschbaumer	86	5	HSV Triathlon Kärnten	07:36,1	89	01:06,5	42:30,0	97	01:09,9	12:02,1	11:55,2	23:57,3	81	1:16:19,8
	101	117	Rene Hochfellner	87	11		07:57,8	100	02:33,3	41:10,0	84	01:13,5	12:11,8	11:21,5	23:33,3	77	1:16:27,9
	102	140	Thomas Absenger	88	6	RC TRI RUN ATUS Weiz	06:56,0	64	00:58,6	41:36,5	90	00:48,7	13:26,1	12:44,5	26:10,6	109	1:16:30,4
	103	157	Tóth Róbert	89	10	RLC Mörbisch	08:16,7	109	01:55,2	42:31,9	98	01:08,3	11:41,7	10:57,5	22:39,2	65	1:16:31,3
	104	141	Raphael Hoheneder	90	12		07:21,0	76	01:58,6	40:55,7	82	01:00,0	13:07,7	12:10,6	25:18,3	96	1:16:33,6
	105	64	Karin Zuleck	15	1	Three Giants	06:35,2	9	01:24,4	42:17,6	15	00:55,0	12:53,6	12:41,6	25:35,2	26	1:16:47,4
	106	170	Jelle van Erkelens	91	13		08:01,9	102	01:36,0	41:17,9	86	00:59,7	12:39,9	12:13,1	24:53,0	93	1:16:48,5
	107	92	Stephan Klammer	92	11	Fluid Life	06:55,9	63	01:58,0	40:50,2	81	01:27,1	12:46,2	12:52,2	25:38,4	100	1:16:49,6
	108	100	Martin Dirkes	93	7	HSV Triathlon Kärnten	06:45,5	51	01:23,1	41:43,6	92	00:58,9	13:34,3	12:54,2	26:28,5	112	1:17:19,6
	109	135	Bernd Nussbaumer	94	12	SU TRI STYRIA	07:24,2	80	01:40,4	42:51,3	103	01:12,3	12:47,7	11:32,0	24:19,7	88	1:17:27,9
	110	73	Jakob Münch	95	11	SU TRI STYRIA	06:51,9	58	02:02,2	43:47,3	109	00:55,7	12:10,8	11:52,5	24:03,3	85	1:17:40,4
	111	154	Sigi Kainz	96	13	USV Wundschuh	08:07,1	104	02:26,4	41:24,9	89	01:16,3	12:22,7	12:03,4	24:26,1	89	1:17:40,8
	112	130	Hermann Harrer	97	5	KSV-TriTeam Kapfenberg	09:06,6	127	01:32,1	40:37,5	77	01:12,4	13:10,2	12:26,5	25:36,7	99	1:18:05,3
	113	79	Martina Kaul	16	2	Tri Out Girls	06:51,4	12	01:35,8	45:35,6	31	00:42,8	11:51,2	11:38,3	23:29,5	14	1:18:15,1
	114	76	Manfred Platzler	98	14		07:29,5	87	02:23,9	41:17,3	85	01:33,4	12:59,2	12:31,8	25:31,0	98	1:18:15,1
	115	190	Robert Stattmann	99	8	Sport am Wörthersee	07:23,2	78	01:04,2	42:17,1	94	00:48,5	14:03,3	12:51,6	26:54,9	115	1:18:27,9
	116	124	Rudolf Schober	100	6	FC sauzipf	07:39,1	91	01:30,9	42:24,9	96	01:20,7	13:00,7	12:40,0	25:40,7	101	1:18:36,3
	117	84	Karl Zulus	101	9	Sportunion Laufclub	07:41,9	95	02:21,2	42:37,7	102	00:59,6	12:36,3	12:22,0	24:58,3	95	1:18:38,7
	118	184	David Erlacher	102	17		08:38,7	116	01:58,9	42:32,8	99	01:18,2	12:36,8	12:00,1	24:36,9	91	1:19:05,5
	119	87	Michael Holzer	103	12	SU TRI STYRIA	07:26,8	83	01:23,8	43:56,8	110	01:11,4	12:54,3	12:30,5	25:24,8	97	1:19:23,6
	120	86	Daniela Zlöbl	17	3		08:05,3	21	01:40,4	42:38,0	17	01:15,3	12:49,9	13:02,4	25:52,3	30	1:19:31,3
	121	182	Gerda Zehetleitner	18	1	RC TRI RUN ATUS Weiz	08:42,5	36	01:47,2	43:00,5	20	01:25,3	12:36,0	12:01,9	24:37,9	18	1:19:33,4
	122	137	Sophia	19	4		08:16,6	27	02:26,7	42:46,4	18	00:57,3	12:38,1	12:33,5	25:11,6	21	1:19:38,6
	123	89	Klaus Schell	104	5	Personal Peak	07:31,9	88	02:24,4	42:17,7	95	01:26,4	13:18,1	12:40,6	25:58,7	106	1:19:39,1
	124	142	Oliver Liebming	105	15	Salicon	08:03,7	103	01:30,8	42:59,9	104	01:13,4	13:28,5	12:26,9	25:55,4	104	1:19:43,2
	125	119	Sabine Liebming	20	4	Salicon	08:29,6	31	01:21,0	43:07,9	21	01:02,1	13:07,3	12:40,8	25:48,1	28	1:19:48,7
	126	122	Jasmine Ramsebner	21	6	TRI4YOU	07:25,5	18	01:45,9	43:41,1	23	01:17,2	13:14,4	12:28,9	25:43,3	27	1:19:53,0
	127	129	Robert Eder	106	10	Team Personal Peak	08:08,4	105	02:13,9	42:34,5	100	01:02,0	13:02,4	12:54,7	25:57,1	105	1:19:55,9
	128	83	Madeleine Grüßer	22	2	TRIDEE	07:56,4	20	01:22,4	42:29,4	16	00:53,0	14:03,9	13:29,1	27:33,0	38	1:20:14,2
	129	113	Martina Graf	23	1	KSV-TriTeam Kapfenberg	08:59,8	42	01:05,8	44:47,0	28	00:56,4	12:21,7	12:05,9	24:27,6	17	1:20:16,6























# Vulkanland Sprint Gesamt

Nation	Platz	StNr	Name	w/m	AK	Verein	swim	P	W1	bike	P	W2	lap1	lap2	run	P	Gesamt
	130	85	Stephan Zulus	107	12	Sportunion Laufclub	07:59,5	101	02:16,8	43:35,0	108	00:48,6	13:30,3	12:12,5	25:42,8	102	1:20:22,7
	131	111	Beatrix Dvorak	24	2	Atsv Tri Ternitz	08:41,7	35	02:12,5	43:38,4	22	01:12,5	12:16,8	12:24,2	24:41,0	19	1:20:26,1
	132	174	Markus Trestl	108	13	Team Trestl	09:02,6	126	02:17,2	43:23,5	106	01:11,7	12:33,4	11:57,9	24:31,3	90	1:20:26,3
	133	144	Thomas Schwald	109	11	Greisdorfer Wurzelhupfer	08:31,6	115	01:22,7	41:18,8	87	01:31,2	14:01,4	13:46,1	27:47,5	120	1:20:31,8
	134	187	Matthias Unger	110	14		08:53,2	119	01:05,1	43:14,6	105	01:04,9	13:56,2	12:33,1	26:29,3	113	1:20:47,1
	135	72	Katrin Posch	25	1	team triaguide	07:16,2	16	01:45,5	43:45,4	25	01:10,2	13:51,4	13:09,7	27:01,1	34	1:20:58,4
	136	121	Philipp Pour	111	16		06:49,0	55	01:41,0	44:41,7	113	01:13,5	13:49,0	13:00,0	26:49,0	114	1:21:14,2
	137	188	Dominik Weiß	112	18		08:14,0	107	01:28,0	44:25,4	112	01:03,6	12:54,5	13:14,5	26:09,0	108	1:21:20,0
	138	173	Margit Teufelhart	26	3	Tri Team Chaos Wien	09:40,1	46	01:59,1	42:13,7	14	00:55,6	13:46,6	12:51,6	26:38,2	33	1:21:26,7
	139	181	Andreas Jocher	113	12	BE.A.ST.ar Racing Team	07:39,8	93	01:44,5	44:04,2	111	01:17,0	13:44,2	13:29,6	27:13,8	116	1:21:59,3
	140	56	Dominik Fortmüller	114	19		06:52,1	59	01:35,7	44:50,9	115	01:01,3	13:37,3	14:19,4	27:56,7	121	1:22:16,7
	141	191	Andreas Faith	115	13		08:18,9	111	01:24,7	47:03,0	118	01:00,6	12:31,2	12:10,2	24:41,4	92	1:22:28,6
	142	168	Jennifer Höller	27	3	LG Apfelland	08:49,9	37	01:30,4	44:14,1	27	00:56,4	13:29,9	13:35,5	27:05,4	35	1:22:36,2
	143	145	Melanie Schmid	28	5	SU TRI STYRIA	07:01,7	14	01:34,7	45:34,5	30	01:22,4	13:49,7	13:19,5	27:09,2	36	1:22:42,5
	144	146	Sylvia Moser	29	2	RTR- Weiz	08:10,0	23	01:56,9	43:56,4	26	01:11,8	13:58,0	13:45,7	27:43,7	39	1:22:58,8
	145	103	Birgit Matzner	30	6		08:50,8	38	03:03,8	45:16,9	29	01:07,2	13:00,1	12:27,0	25:27,1	22	1:23:45,8
	146	138	Bettina Beisteiner	31	2	Team PTS	08:30,2	32	01:29,1	46:52,4	35	01:31,7	13:12,1	12:53,7	26:05,8	31	1:24:29,2
	147	139	Barbara Zulus	32	3	Sportunion Laufclub	08:14,6	25	02:37,0	48:55,9	37	01:32,6	12:15,4	11:17,9	23:33,3	15	1:24:53,4
	148	169	Nadine Maierhofer	33	3		08:19,4	28	02:53,4	46:13,0	32	01:00,7	13:14,8	13:18,9	26:33,7	32	1:25:00,2
	149	10	Erik Vainikainen	116	14	EBC Ameis	07:11,8	71	02:14,9	48:34,3	121	00:58,9	13:28,7	12:38,0	26:06,7	107	1:25:06,6
	150	136	Chloe Thomas	34	7		08:27,3	29	01:31,9	50:40,3	44	01:02,3	12:45,7	12:09,4	24:55,1	20	1:26:36,9
	151	81	Emöke Toth	35	4	VasiTRI	08:59,1	40	01:38,3	46:37,2	34	01:22,5	14:38,1	13:29,7	28:07,8	40	1:26:44,9
	152	185	Thomas Halbedl	117	15		08:57,8	122	02:11,9	46:30,3	117	00:57,5	14:12,1	13:57,3	28:09,4	122	1:26:46,9
	153	118	Manuela Hofbauer	36	5	Sports Monkeys Triathlon Club	08:52,4	39	01:26,9	50:37,5	43	00:47,0	12:51,5	12:35,8	25:27,3	23	1:27:11,1
	154	161	Larissa Tschiggerl	37	4		10:45,1	49	02:26,2	46:36,4	33	01:59,2	12:57,5	12:35,6	25:33,1	25	1:27:20,0
	155	153	Klemens Huber	118	1	FC Donald	09:51,1	129	02:25,9	44:47,7	114	01:19,3	14:35,9	14:26,2	29:02,1	124	1:27:26,1
	156	152	Simone Haider	38	6	RADTEAM LEOBEN	08:05,4	22			1					1	1:27:27,1
	157	21	Wolfgang Schneider	119	13		07:36,2	90	01:07,8	51:19,6	131	01:16,1	12:47,4	13:33,4	26:20,8	110	1:27:40,5
	158	200	Gerhard Taschner	120	14		12:32,2	135	02:48,1	48:23,1	120	00:33,5	12:27,8	11:49,2	24:17,0	87	1:28:33,9
	159	192	Bernd Bodiselitsch	121	6	Club Supermarathon Austria	08:59,4	123	05:00,3	45:28,9	116	01:53,1	14:04,1	13:11,9	27:16,0	117	1:28:37,7
	160	61	Claudia Müller	39	4	Greisdorfer Wurzelhupfer	06:39,1	10	00:54,1	49:00,8	38	01:01,3	15:53,5	16:21,1	32:14,6	47	1:29:49,9
	161	197	Jasmina Hackl	40	7		10:11,8	48	02:22,8	50:09,7	40	01:28,8	12:47,2	13:04,1	25:51,3	29	1:30:04,4
	162	194	Martina Hafellner	41	3	KSV-TriTeam Kapfenberg	09:05,2	44	02:59,4	47:42,0	36	01:49,9	14:47,5	13:48,0	28:35,5	41	1:30:12,0
	163	60	Christine Jäger	42	7	Sport am Wörthersee	08:34,8	33	01:48,1	49:39,3	39	01:39,1	14:48,5	14:40,5	29:29,0	43	1:31:10,3
	164	159	Franz Troger	122	2	USC Trofaiach	08:59,5	124	02:20,1	49:07,3	123	01:08,2	14:58,0	14:37,5	29:35,5	125	1:31:10,6
	165	183	Andreas Macho	123	7		08:28,3	113	02:58,1	50:29,9	129	01:36,8	14:10,6	13:29,7	27:40,3	118	1:31:13,4
	166	179	Werner Braun	124	15		09:46,6	128	02:41,8	48:42,9	122	02:05,6	14:46,2	13:47,2	28:33,4	123	1:31:50,3
	167	69	Kurt Sattler	125	13		08:28,8	114	03:56,8	49:47,4	125	02:08,5	13:55,5	13:47,7	27:43,2	119	1:32:04,7
	168	175	Viktoria Zinner	43	8		08:59,8	41	02:18,1	52:27,0	47	01:03,4	14:05,6	13:15,7	27:21,3	37	1:32:09,6
	169	133	Dietmar Meier	126	14	R11 Runners	10:08,1	131	03:27,3	48:17,6	119	01:06,0	14:49,0	14:59,7	29:48,7	128	1:32:47,7
	170	171	Sylvia Puttinger	44	5	Ausdauercoach	09:17,6	45	02:45,8	50:14,4	41	01:30,0	14:39,2	14:31,1	29:10,3	42	1:32:58,1
	171	172	Sabine Reitingner	45	9	Top Team Tri NÖ	08:15,4	26	01:19,6	50:28,5	42	01:33,9	16:07,9	16:05,1	32:13,0	46	1:33:50,4
	172	158	Doris Roth	46	10	Fit 2 Go	09:01,4	43	01:59,8	51:28,1	45	01:29,0	15:43,3	14:46,1	30:29,4	44	1:34:27,7
	173	167	Wolfgang Fischl	127	15	SSC Königsdorf	10:40,4	133	03:08,5	49:44,6	124	01:30,8	15:08,1	14:32,2	29:40,3	126	1:34:44,6

Nation	Platz	StNr	Name	w/m	AK	Verein	swim	P	W1	bike	P	W2	lap1	lap2	run	P	Gesamt
	174	186	Rudolf Langer	128	3	Fun Sports Tri Team	<b>10:02,2</b>	130	02:02,3	<b>51:20,9</b>	132	01:46,1	15:17,8	14:27,6	<b>29:45,4</b>	127	<b>1:34:56,9</b>
	175	196	Mc Bee Sabine	47	4	SU TRI STYRIA	<b>08:39,0</b>	34	02:27,2	<b>52:20,3</b>	46	01:19,8	15:54,6	16:10,5	<b>32:05,1</b>	45	<b>1:36:51,4</b>
	176	178	Walter Schmidinger	129	1	Tri Team Wels	<b>10:16,6</b>	132	02:28,8	<b>50:17,1</b>	127	01:51,5	15:57,0	16:16,8	<b>32:13,8</b>	129	<b>1:37:07,8</b>
	177	147	Simon Plösch	130	14		<b>09:00,5</b>	125	02:28,9	<b>49:57,1</b>	126	01:32,9	18:05,7	17:33,1	<b>35:38,8</b>	132	<b>1:38:38,2</b>
	178	164	Franz Schober	131	7	Weinblattler	<b>08:53,4</b>	120	03:22,4	<b>51:18,4</b>	130	02:44,9	17:37,0	17:07,1	<b>34:44,1</b>	130	<b>1:41:03,2</b>
	179	57	Adolf Fuchs	132	16		<b>08:54,1</b>	121	03:39,1	<b>52:11,3</b>	133	01:30,2	17:29,7	17:23,2	<b>34:52,9</b>	131	<b>1:41:07,6</b>
	180	160	Eva Maria Brettner	48	5		<b>09:51,4</b>	47	02:29,4	<b>55:13,9</b>	48	01:37,8	16:15,3	16:19,0	<b>32:34,3</b>	48	<b>1:41:46,8</b>
	181	19	Philipp Niederkofler	133	20		<b>08:48,6</b>	118	02:06,3	<b>50:20,8</b>	128	01:36,6	21:40,4	21:07,1	<b>42:47,5</b>	135	<b>1:45:39,8</b>
	182	44	David Tesar	134	16		<b>07:44,3</b>	96	04:32,4	<b>55:02,5</b>	134	01:49,9	17:58,1	19:26,3	<b>37:24,4</b>	133	<b>1:46:33,5</b>
	183	148	Nicole Neuhold	49	8		<b>08:29,3</b>	30	03:26,4	<b>1:02:39,2</b>	49	01:16,3	17:54,9	17:52,0	<b>35:46,9</b>	49	<b>1:51:38,1</b>
	184	97	Andreas Fauland	135	17		<b>10:56,6</b>	134	04:03,2	<b>1:08:06,3</b>	135	01:48,6	18:46,1	19:44,9	<b>38:31,0</b>	134	<b>2:03:25,7</b>
	DNF	193	Karin Hahn	DNF	DNF	Atus Knittelfeld		-1			-1					-1	

# 10. Vulkanlandtriathlon 2021





## Vulkanland Sprint Altersklassen

Nation	Platz	Name	Verein	swim	AK	W1	bike	AK	W2	run	AK	Gesamt
<b>weiblich</b>												
<b>Jugend</b>												
	1.	Nicole Bauer	Tri Team Chaos NÖ	<b>05:25,8</b>	1	00:37,2	<b>40:28,2</b>	1	00:35,1	<b>22:22,0</b>	-1	<b>1:09:28,3</b>
<b>männlich</b>												
<b>Jugend</b>												
	1.	Siméon Dolinschek	SU TRI STYRIA	<b>05:01,1</b>	3	00:49,5	<b>33:28,0</b>	1	00:32,9	<b>17:11,3</b>	-1	<b>57:02,8</b>
	2.	Jan Alb	SU TRI STYRIA	<b>04:57,1</b>	2	00:41,0	<b>34:53,2</b>	2	00:30,0	<b>19:22,3</b>	-1	<b>1:00:23,6</b>
	3.	Johannes Haubenwallner	Hoadläufer Tri Team	<b>04:44,3</b>	1	00:41,8	<b>38:15,2</b>	3	00:30,0	<b>19:55,8</b>	-1	<b>1:04:07,1</b>
	4.	Karl Zehetleitner	SU Trigonomic	<b>05:42,7</b>	4	01:14,0	<b>43:28,9</b>	4	00:49,4	<b>23:20,9</b>	-1	<b>1:14:35,9</b>
<b>Junioren</b>												
	1.	Stefan Seifried	TriStyria	<b>06:24,0</b>	1	01:06,0	<b>37:27,6</b>	1	00:34,7	<b>20:05,8</b>	-1	<b>1:05:38,1</b>
<b>weiblich</b>												
<b>Junioren</b>												
	1.	Vanessa Lengheimer	SU TRI STYRIA	<b>05:35,6</b>	1	00:53,4	<b>42:06,8</b>	1	00:43,9	<b>25:33,1</b>	-1	<b>1:14:52,8</b>
	2.	Katja Krenn	FC Donald	<b>06:19,6</b>	2	00:56,4	<b>43:43,2</b>	2	00:44,3	<b>24:27,3</b>	-1	<b>1:16:10,8</b>
<b>männlich</b>												
<b>U23</b>												
	1.	Peter Luftensteiner	PSV Tri Linz	<b>04:40,9</b>	1	00:36,9	<b>31:45,5</b>	1	00:36,6	<b>16:41,1</b>	-1	<b>54:21,0</b>
	2.	Christoph Pölzgutter	Tria Team Nö West	<b>04:49,8</b>	2	00:32,9	<b>33:05,8</b>	2	00:33,5	<b>16:44,8</b>	-1	<b>55:46,8</b>
	3.	George Lavdas	Sports Monkeys Triathlon Club	<b>04:53,9</b>	4	01:13,1	<b>35:07,6</b>	5	00:52,1	<b>16:56,2</b>	-1	<b>59:02,9</b>
	4.	Martin Mitteregger	Tri Team Pötsching	<b>04:52,1</b>	3	00:44,1	<b>34:14,4</b>	3	00:38,5	<b>19:11,9</b>	-1	<b>59:41,0</b>
	5.	Felix Trummler	SU TRI STYRIA	<b>05:08,7</b>	5	00:45,3	<b>36:03,6</b>	7	00:34,7	<b>18:34,4</b>	-1	<b>1:01:06,7</b>
	6.	Thomas Messner	pewag racing team	<b>05:38,5</b>	6	01:08,9	<b>35:40,0</b>	6	00:45,5	<b>17:56,4</b>	-1	<b>1:01:09,3</b>
	7.	Lukas Mari	Sports Monkeys Triathlon Club	<b>06:18,6</b>	7	01:06,7	<b>38:25,7</b>	8	00:48,5	<b>18:52,5</b>	-1	<b>1:05:32,0</b>
	8.	Matthias Jeindl		<b>08:45,5</b>	13	01:32,9	<b>34:34,4</b>	4	00:56,6	<b>22:16,7</b>	-1	<b>1:08:06,1</b>
	9.	Andreas Schmölder	LTV Köflach	<b>06:55,0</b>	9	00:44,3	<b>39:57,8</b>	9	00:39,5	<b>21:21,7</b>	-1	<b>1:09:38,3</b>
	10.	Maximilian Maier	SU TRI STYRIA	<b>07:25,3</b>	10	02:24,8	<b>40:38,5</b>	10	00:56,6	<b>21:54,5</b>	-1	<b>1:13:19,7</b>
	11.	Jakob Münch	SU TRI STYRIA	<b>06:51,9</b>	8	02:02,2	<b>43:47,3</b>	12	00:55,7	<b>24:03,3</b>	-1	<b>1:17:40,4</b>
	12.	Stephan Zulus	Sportunion Laufclub MT-Hausmannstätten	<b>07:59,5</b>	12	02:16,8	<b>43:35,0</b>	11	00:48,6	<b>25:42,8</b>	-1	<b>1:20:22,7</b>
	13.	Wolfgang Schneider		<b>07:36,2</b>	11	01:07,8	<b>51:19,6</b>	14	01:16,1	<b>26:20,8</b>	-1	<b>1:27:40,5</b>
	14.	Simon Plösch		<b>09:00,5</b>	14	02:28,9	<b>49:57,1</b>	13	01:32,9	<b>35:38,8</b>	-1	<b>1:38:38,2</b>

Nation	Platz	Name	Verein	swim	AK	W1	bike	AK	W2	run	AK	Gesamt
--------	-------	------	--------	------	----	----	------	----	----	-----	----	--------





















weiblich

U23

	1.	Yasmin Rieger	Tri-X-Kufstein	05:11,7	1	00:49,0	38:31,6	2	00:39,3	19:39,2	-1	1:04:50,8
	2.	Katharina Loidl	Tri TEAM Hallein	05:44,8	2	00:38,9	38:17,0	1	00:34,7	20:36,0	-1	1:05:51,4
	3.	Anna Swoboda	Tri Runners Baden	06:43,2	3	00:54,9	42:58,0	4	00:45,3	21:43,0	-1	1:13:04,4
	4.	Sophia Schlagenhafen		08:16,6	4	02:26,7	42:46,4	3	00:57,3	25:11,6	-1	1:19:38,6









männlich

24-29

	1.	Christian Grillitsch	LTV Köflach	04:56,0	1	00:47,1	33:14,1	1	00:33,6	17:23,5	-1	56:54,3
	2.	Mario Still	Omni Biotic Powerteam	05:41,6	3	00:50,3	34:42,6	3	00:43,9	18:53,2	-1	1:00:51,6
	3.	Philipp Lamprecht	OMNI-BiOTiC POWERTEAM	05:49,7	4	01:16,5	34:20,4	2	00:37,0	19:20,4	-1	1:01:24,0
	4.	Philipp Dossi	SU TRI STYRIA	05:33,7	2	01:09,1	34:48,7	4	00:54,5	18:59,0	-1	1:01:25,0
	5.	Alexander Höfler	SU TRI STYRIA	06:27,2	8	01:33,2	35:54,0	6	01:09,8	18:30,2	-1	1:03:34,4
	6.	Nikolaus Schell		07:11,8	15	01:28,3	34:49,8	5	00:42,5	19:30,8	-1	1:03:43,2
	7.	Stefan Holler	SU TRI STYRIA	06:16,5	6	00:58,5	36:29,4	7	00:40,6	19:20,5	-1	1:03:45,5
	8.	Christian Kern	Carbon Crew	06:33,7	9	00:51,0	36:40,6	8	00:40,2	21:11,3	-1	1:05:56,8
	9.	David Schöngrundner		06:38,4	10	01:24,6	37:06,9	10	01:00,4	20:17,1	-1	1:06:27,4
	10.	Moritz Schell		06:21,9	7	01:24,4	36:51,8	9	00:55,4	20:56,1	-1	1:06:29,6
	11.	Martin Hohl	Sweetspot Training	06:59,6	14	01:53,6	38:40,3	11	00:50,1	21:50,6	-1	1:10:14,2
	12.	Gerhard Fank	RTR- Weiz	07:28,4	17	01:36,1	40:10,7	13	01:09,7	21:54,1	-1	1:12:19,0
	13.	Simon Berghammer		07:25,8	16	01:32,9	39:31,7	12	01:11,7	23:11,4	-1	1:12:53,5
	14.	Michael Buchegger	dertriathlon.com	06:53,3	13	01:37,6	40:58,6	14	00:59,8	24:02,1	-1	1:14:31,4
	15.	Michael Sammer	SlowRun Gnas	06:11,1	5	01:29,4	42:08,8	16	00:53,8	24:11,3	-1	1:14:54,4
	16.	Philipp Bermann	Sportunion Laufclub MT-Hausmannstätten	06:47,6	11	01:36,8	41:39,6	15	00:51,4	24:02,8	-1	1:14:58,2
	17.	David Erlacher		08:38,7	19	01:58,9	42:32,8	17	01:18,2	24:36,9	-1	1:19:05,5
	18.	Dominik Weiß		08:14,0	18	01:28,0	44:25,4	18	01:03,6	26:09,0	-1	1:21:20,0
	19.	Dominik Fortmüller		06:52,1	12	01:35,7	44:50,9	19	01:01,3	27:56,7	-1	1:22:16,7
	20.	Philipp Niederkofler		08:48,6	20	02:06,3	50:20,8	20	01:36,6	42:47,5	-1	1:45:39,8

weiblich

















24-29

	1.	Lena-Maria Aichner	SU TRI STYRIA	06:29,6	2	01:02,7	35:38,6	1	00:48,9	19:45,3	-1	1:03:45,1
	2.	Petra Autengruber	Tri Team 1. USC Traun	06:58,3	3	00:54,0	38:16,0	2	00:45,8	22:11,6	-1	1:09:05,7
	3.	Eva Berger	OMNI-BiOTiC POWERTEAM	06:17,7	1	01:06,9	40:11,4	3	01:06,4	21:04,1	-1	1:09:46,5
	4.	Sophie Tauscher	Personal Peak	07:11,4	4	01:33,3	41:15,5	4	00:50,7	22:11,6	-1	1:13:02,5
	5.	Ute Pirchan	LTV Köflach	08:11,3	6	01:15,2	41:37,8	5	01:10,3	20:57,9	-1	1:13:12,5
	6.	Jasmine Ramsebner	TRI4YOU	07:25,5	5	01:45,9	43:41,1	6	01:17,2	25:43,3	-1	1:19:53,0
	7.	Chloe Thomas		08:27,3	7	01:31,9	50:40,3	7	01:02,3	24:55,1	-1	1:26:36,9
	8.	Nicole Neuhold		08:29,3	8	03:26,4	1:02:39,2	8	01:16,3	35:46,9	-1	1:51:38,1

Nation	Platz	Name	Verein	swim	AK	W1	bike	AK	W2	run	AK	Gesamt
--------	-------	------	--------	------	----	----	------	----	----	-----	----	--------





## männlich

## 30-34

	1.	Florian Kandutsch	SU Tri Styria / Polizeisport	<b>05:17,9</b>	1	01:15,0	<b>32:15,6</b>	1	00:47,0	<b>18:54,1</b>	-1	<b>58:29,6</b>
	2.	Marcel Spandl	SU TRI STYRIA	<b>05:37,3</b>	2	01:00,7	<b>32:56,8</b>	2	00:49,0	<b>18:14,7</b>	-1	<b>58:38,5</b>
	3.	Florian Kulmer	LG Apfelland	<b>06:56,2</b>	10	01:07,9	<b>35:40,2</b>	3	00:31,5	<b>18:16,8</b>	-1	<b>1:02:32,6</b>
	4.	Stefan Heil	Radklub Birkfeld	<b>06:52,6</b>	9	01:38,7	<b>37:06,8</b>	5	00:47,1	<b>18:35,7</b>	-1	<b>1:05:00,9</b>
	5.	Daniel Egger	TRIDEE	<b>06:30,2</b>	6	00:57,4	<b>37:57,9</b>	9	00:37,2	<b>20:25,7</b>	-1	<b>1:06:28,4</b>
	6.	Dominik Wiedner	Rc Sunpor St.Pölten	<b>06:39,7</b>	7	01:00,9	<b>37:10,8</b>	6	00:54,9	<b>21:26,9</b>	-1	<b>1:07:13,2</b>
	7.	Ortwin Kirchmayr	PSV Graz	<b>07:20,1</b>	11	01:42,9	<b>36:00,5</b>	4	00:58,0	<b>21:20,7</b>	-1	<b>1:07:22,2</b>
	8.	Eiko Wijnstra	KSV-TriTeam Kapfenberg	<b>06:12,3</b>	3	01:26,0	<b>37:12,8</b>	7	00:50,7	<b>21:54,5</b>	-1	<b>1:07:36,3</b>
	9.	Raphael Kühberger	KSV-TriTeam Kapfenberg	<b>06:20,5</b>	4	01:27,0	<b>37:52,2</b>	8	01:11,3	<b>22:08,0</b>	-1	<b>1:08:59,0</b>
	10.	Philipp Graf	Tri Schedina DlbG	<b>06:49,1</b>	8	01:18,0	<b>39:53,0</b>	10	00:52,2	<b>21:33,9</b>	-1	<b>1:10:26,2</b>
	11.	Felix Cocian	Tri Mittersill	<b>06:22,5</b>	5	01:27,6	<b>40:49,8</b>	11	01:25,6	<b>23:11,4</b>	-1	<b>1:13:16,9</b>
	12.	Raphael Hoheneder		<b>07:21,0</b>	12	01:58,6	<b>40:55,7</b>	12	01:00,0	<b>25:18,3</b>	-1	<b>1:16:33,6</b>
	13.	Jelle van Erkelens		<b>08:01,9</b>	14	01:36,0	<b>41:17,9</b>	13	00:59,7	<b>24:53,0</b>	-1	<b>1:16:48,5</b>
	14.	Matthias Unger		<b>08:53,2</b>	15	01:05,1	<b>43:14,6</b>	14	01:04,9	<b>26:29,3</b>	-1	<b>1:20:47,1</b>
	15.	Thomas Halbedl		<b>08:57,8</b>	16	02:11,9	<b>46:30,3</b>	15	00:57,5	<b>28:09,4</b>	-1	<b>1:26:46,9</b>
	16.	David Tesar		<b>07:44,3</b>	13	04:32,4	<b>55:02,5</b>	16	01:49,9	<b>37:24,4</b>	-1	<b>1:46:33,5</b>













## weiblich

## 30-34

	1.	Verena Jax	PSV Tri Linz	<b>07:42,0</b>	2	00:55,8	<b>39:56,5</b>	1	00:57,3	<b>21:53,2</b>	-1	<b>1:11:24,8</b>
	2.	Martina Kaul	Tri Out Girls	<b>06:51,4</b>	1	01:35,8	<b>45:35,6</b>	3	00:42,8	<b>23:29,5</b>	-1	<b>1:18:15,1</b>
	3.	Jennifer Höller	LG Apfelland	<b>08:49,9</b>	3	01:30,4	<b>44:14,1</b>	2	00:56,4	<b>27:05,4</b>	-1	<b>1:22:36,2</b>
	4.	Larissa Tschiggerl		<b>10:45,1</b>	4	02:26,2	<b>46:36,4</b>	4	01:59,2	<b>25:33,1</b>	-1	<b>1:27:20,0</b>

## männlich

## 35-39

	1.	Christian Weißenbacher	Radklub Birkfeld	<b>07:05,3</b>	8	01:10,9	<b>32:45,7</b>	1	00:46,8	<b>17:59,6</b>	-1	<b>59:48,3</b>
	2.	Navin Kaul	OMNi-BiOTiC POWERTEAM	<b>05:11,8</b>	1	00:55,8	<b>37:33,3</b>	4	00:51,3	<b>21:49,6</b>	-1	<b>1:06:21,8</b>
	3.	Thomas Fasswald	SU TRI STYRIA	<b>06:35,0</b>	3	01:05,5	<b>37:48,6</b>	5	00:50,2	<b>20:11,1</b>	-1	<b>1:06:30,4</b>
	4.	Rafael Alcayde Ferrus		<b>06:31,0</b>	2	01:27,8	<b>37:27,4</b>	3	01:05,4	<b>20:13,8</b>	-1	<b>1:06:45,4</b>
	5.	Achim Hermann		<b>07:39,6</b>	12	01:12,4	<b>38:17,4</b>	6	01:02,9	<b>20:21,2</b>	-1	<b>1:08:33,5</b>
	6.	Bernhard Lindner	SU TRI STYRIA	<b>06:58,3</b>	7	01:35,2	<b>36:57,2</b>	2	01:00,0	<b>23:23,8</b>	-1	<b>1:09:54,5</b>
	7.	Bernhard Gruber	tri alpin radstadt	<b>06:42,1</b>	5	01:16,4	<b>38:55,0</b>	7	01:04,6	<b>22:47,0</b>	-1	<b>1:10:45,1</b>
	8.	Robert Rath	ro_ra_43	<b>06:35,2</b>	4	01:01,8	<b>40:27,5</b>	9	01:03,0	<b>23:55,5</b>	-1	<b>1:13:03,0</b>
	9.	Markus Payer		<b>07:20,6</b>	10	01:00,7	<b>40:24,8</b>	8	00:55,9	<b>23:58,5</b>	-1	<b>1:13:40,5</b>
	10.	Tóth Róbert	RLC Mörbisch	<b>08:16,7</b>	13	01:55,2	<b>42:31,9</b>	11	01:08,3	<b>22:39,2</b>	-1	<b>1:16:31,3</b>
	11.	Stephan Klammer	Fluid Life	<b>06:55,9</b>	6	01:58,0	<b>40:50,2</b>	10	01:27,1	<b>25:38,4</b>	-1	<b>1:16:49,6</b>
	12.	Bernd Nussbaumer	SU TRI STYRIA	<b>07:24,2</b>	11	01:40,4	<b>42:51,3</b>	12	01:12,3	<b>24:19,7</b>	-1	<b>1:17:27,9</b>



Nation	Platz	Name	Verein	swim	AK	W1	bike	AK	W2	run	AK	Gesamt
	13.	Andreas Faith		<b>08:18,9</b>	14	01:24,7	<b>47:03,0</b>	13	01:00,6	<b>24:41,4</b>	-1	<b>1:22:28,6</b>
	14.	Erik Vainikainen	EBC Ameis	<b>07:11,8</b>	9	02:14,9	<b>48:34,3</b>	14	00:58,9	<b>26:06,7</b>	-1	<b>1:25:06,6</b>

## weiblich

### 35-39

	1.	Barbara Gerngroß	pewag racing team	<b>05:58,5</b>	1	00:56,4	<b>38:37,1</b>	2	00:48,6	<b>21:12,5</b>	-1	<b>1:07:33,1</b>
	2.	Johanna Novak	Three Giants	<b>07:23,2</b>	3	01:13,6	<b>38:34,7</b>	1	01:06,3	<b>21:18,4</b>	-1	<b>1:09:36,2</b>
	3.	Daniela Zlöbl		<b>08:05,3</b>	4	01:40,4	<b>42:38,0</b>	3	01:15,3	<b>25:52,3</b>	-1	<b>1:19:31,3</b>
	4.	Sabine Liebminger	Salicon	<b>08:29,6</b>	5	01:21,0	<b>43:07,9</b>	4	01:02,1	<b>25:48,1</b>	-1	<b>1:19:48,7</b>
	5.	Melanie Schmid	SU TRI STYRIA	<b>07:01,7</b>	2	01:34,7	<b>45:34,5</b>	6	01:22,4	<b>27:09,2</b>	-1	<b>1:22:42,5</b>
	6.	Birgit Matzner		<b>08:50,8</b>	6	03:03,8	<b>45:16,9</b>	5	01:07,2	<b>25:27,1</b>	-1	<b>1:23:45,8</b>
	7.	Jasmina Hackl		<b>10:11,8</b>	7	02:22,8	<b>50:09,7</b>	7	01:28,8	<b>25:51,3</b>	-1	<b>1:30:04,4</b>

## männlich

### 40-44

	1.	Manuel Talakovics	dertriathlon.com	<b>06:15,3</b>	6	01:04,1	<b>33:40,0</b>	1	00:44,5	<b>19:01,6</b>	-1	<b>1:00:45,5</b>
	2.	Andreas Wünschler	team triaguide	<b>05:49,8</b>	4	01:06,0	<b>36:04,4</b>	2	00:52,0	<b>19:38,2</b>	-1	<b>1:03:30,4</b>
	3.	Mag. Markus Reiter	pewag racing team	<b>05:42,5</b>	3	00:53,0	<b>36:14,3</b>	3	00:45,5	<b>20:26,2</b>	-1	<b>1:04:01,5</b>
	4.	Rene Bauer	Top Team Tri Niederösterreich	<b>06:04,8</b>	5	00:54,3	<b>36:22,1</b>	5	00:47,5	<b>20:58,9</b>	-1	<b>1:05:07,6</b>
	5.	Mario Stemmer	WSA greenteam	<b>06:50,4</b>	10	01:17,1	<b>36:14,7</b>	4	00:51,4	<b>21:36,1</b>	-1	<b>1:06:49,7</b>
	6.	Oliver Schmich	Tri Team Chaos NÖ	<b>05:04,7</b>	1	01:00,3	<b>39:08,0</b>	8	00:53,1	<b>22:06,2</b>	-1	<b>1:08:12,3</b>
	7.	Andreas Stefan		<b>05:26,5</b>	2	01:04,7	<b>39:33,1</b>	9	01:09,0	<b>21:08,7</b>	-1	<b>1:08:22,0</b>
	8.	Markus Titz	OMNi-BiOTiC POWERTEAM	<b>06:31,6</b>	7	01:31,5	<b>38:39,5</b>	6	01:06,5	<b>23:32,8</b>	-1	<b>1:11:21,9</b>
	9.	Alex Roth	Fit 2 Go	<b>07:50,1</b>	13	01:12,1	<b>40:10,8</b>	10	01:02,0	<b>21:36,9</b>	-1	<b>1:11:51,9</b>
	10.	Sattler Mario		<b>06:31,7</b>	8	02:00,8	<b>40:22,0</b>	11	01:01,2	<b>22:37,5</b>	-1	<b>1:12:33,2</b>
	11.	Markus Uitz	RC TRI RUN ATUS Weiz	<b>07:27,2</b>	11	02:09,1	<b>38:53,1</b>	7	01:14,4	<b>25:45,8</b>	-1	<b>1:15:29,6</b>
	12.	Christian Assing	Schwimm Aktiv Club	<b>08:16,0</b>	16	03:17,9	<b>40:38,9</b>	12	01:03,9	<b>22:59,5</b>	-1	<b>1:16:16,2</b>
	13.	Sigi Kainz	USV Wundschuh	<b>08:07,1</b>	15	02:26,4	<b>41:24,9</b>	14	01:16,3	<b>24:26,1</b>	-1	<b>1:17:40,8</b>
	14.	Manfred Platzer		<b>07:29,5</b>	12	02:23,9	<b>41:17,3</b>	13	01:33,4	<b>25:31,0</b>	-1	<b>1:18:15,1</b>
	15.	Oliver Liebminger	Salicon	<b>08:03,7</b>	14	01:30,8	<b>42:59,9</b>	15	01:13,4	<b>25:55,4</b>	-1	<b>1:19:43,2</b>
	16.	Philipp Pour		<b>06:49,0</b>	9	01:41,0	<b>44:41,7</b>	16	01:13,5	<b>26:49,0</b>	-1	<b>1:21:14,2</b>
	17.	Andreas Fauland		<b>10:56,6</b>	17	04:03,2	<b>1:08:06,3</b>	17	01:48,6	<b>38:31,0</b>	-1	<b>2:03:25,7</b>

## weiblich

### 40-44

	1.	Katrin Posch	team triaguide	<b>07:16,2</b>	1	01:45,5	<b>43:45,4</b>	2	01:10,2	<b>27:01,1</b>	-1	<b>1:20:58,4</b>
	2.	Bettina Beisteiner	Team PTS	<b>08:30,2</b>	5	01:29,1	<b>46:52,4</b>	5	01:31,7	<b>26:05,8</b>	-1	<b>1:24:29,2</b>
	3.	Nadine Maierhofer		<b>08:19,4</b>	4	02:53,4	<b>46:13,0</b>	3	01:00,7	<b>26:33,7</b>	-1	<b>1:25:00,2</b>
	4.	Emöke Toth	VasiTRI	<b>08:59,1</b>	8	01:38,3	<b>46:37,2</b>	4	01:22,5	<b>28:07,8</b>	-1	<b>1:26:44,9</b>
	5.	Manuela Hofbauer	Sports Monkeys Triathlon Club	<b>08:52,4</b>	7	01:26,9	<b>50:37,5</b>	8	00:47,0	<b>25:27,3</b>	-1	<b>1:27:11,1</b>
	6.	Simone Haider	RADTEAM LEOBEN	<b>08:05,4</b>	2			1			-1	<b>1:27:27,1</b>

Nation	Platz	Name	Verein	swim	AK	W1	bike	AK	W2	run	AK	Gesamt
	7.	Christine Jäger	Sport am Wörthersee	<b>08:34,8</b>	6	01:48,1	<b>49:39,3</b>	6	01:39,1	<b>29:29,0</b>	-1	<b>1:31:10,3</b>
	8.	Viktoria Zinner		<b>08:59,8</b>	9	02:18,1	<b>52:27,0</b>	10	01:03,4	<b>27:21,3</b>	-1	<b>1:32:09,6</b>
	9.	Sabine Reitingner	Top Team Tri NÖ	<b>08:15,4</b>	3	01:19,6	<b>50:28,5</b>	7	01:33,9	<b>32:13,0</b>	-1	<b>1:33:50,4</b>
	10.	Doris Roth	Fit 2 Go	<b>09:01,4</b>	10	01:59,8	<b>51:28,1</b>	9	01:29,0	<b>30:29,4</b>	-1	<b>1:34:27,7</b>

## männlich

### 45-49

	1.	Andreas Fuchs	dertriathlon.com	<b>05:30,1</b>	1	00:58,3	<b>32:37,6</b>	1	00:50,7	<b>19:53,2</b>	-1	<b>59:49,9</b>
	2.	Hannes Parteder	TRIDEE	<b>06:26,1</b>	4	01:08,0	<b>36:09,2</b>	2	00:44,7	<b>19:34,7</b>	-1	<b>1:04:02,7</b>
	3.	Christian Hanschitz	pewag racing team	<b>05:41,1</b>	2	00:53,0	<b>36:45,0</b>	4	00:46,2	<b>21:17,8</b>	-1	<b>1:05:23,1</b>
	4.	Markus Bayer	IGN Triteam Köflach	<b>06:29,0</b>	5	01:10,0	<b>37:27,4</b>	6	00:58,1	<b>20:12,5</b>	-1	<b>1:06:17,0</b>
	5.	Stefan Gerngroß	pewag racing team	<b>06:32,0</b>	6	01:12,2	<b>37:16,9</b>	5	00:50,0	<b>21:32,1</b>	-1	<b>1:07:23,2</b>
	6.	Manuel Meitzen	SU TRI STYRIA	<b>07:11,1</b>	8	01:25,7	<b>36:36,8</b>	3	00:49,6	<b>21:31,5</b>	-1	<b>1:07:34,7</b>
	7.	Alexander Opietnik	DG Tri Team Gösselsdorf	<b>06:22,7</b>	3	00:59,3	<b>38:34,1</b>	7	00:43,2	<b>21:41,8</b>	-1	<b>1:08:21,1</b>
	8.	Andreas Brettner		<b>06:46,4</b>	7	01:01,8	<b>38:41,0</b>	8	01:01,0	<b>21:57,3</b>	-1	<b>1:09:27,5</b>
	9.	Thomas Tunst	dertriathlon.com Fürstenfeld	<b>07:19,0</b>	9	01:13,5	<b>39:01,3</b>	9	00:40,7	<b>21:20,2</b>	-1	<b>1:09:34,7</b>
	10.	Christian Philipp	Team PTS	<b>07:22,9</b>	10	01:12,2	<b>41:21,3</b>	11	00:52,2	<b>24:54,7</b>	-1	<b>1:15:43,3</b>
	11.	Rene Hochfellner		<b>07:57,8</b>	12	02:33,3	<b>41:10,0</b>	10	01:13,5	<b>23:33,3</b>	-1	<b>1:16:27,9</b>
	12.	Michael Holzer	SU TRI STYRIA	<b>07:26,8</b>	11	01:23,8	<b>43:56,8</b>	13	01:11,4	<b>25:24,8</b>	-1	<b>1:19:23,6</b>
	13.	Markus Trestl	Team Trestl	<b>09:02,6</b>	14	02:17,2	<b>43:23,5</b>	12	01:11,7	<b>24:31,3</b>	-1	<b>1:20:26,3</b>
	14.	Gerhard Taschner		<b>12:32,2</b>	16	02:48,1	<b>48:23,1</b>	14	00:33,5	<b>24:17,0</b>	-1	<b>1:28:33,9</b>
	15.	Werner Braun		<b>09:46,6</b>	15	02:41,8	<b>48:42,9</b>	15	02:05,6	<b>28:33,4</b>	-1	<b>1:31:50,3</b>
	16.	Adolf Fuchs		<b>08:54,1</b>	13	03:39,1	<b>52:11,3</b>	16	01:30,2	<b>34:52,9</b>	-1	<b>1:41:07,6</b>

## weiblich

### 45-49

	1.	Martina Graf	KSV-TriTeam Kapfenberg	<b>08:59,8</b>	3	01:05,8	<b>44:47,0</b>	2	00:56,4	<b>24:27,6</b>	-1	<b>1:20:16,6</b>
	2.	Beatrix Dvorak	Atsv Tri Ternitz	<b>08:41,7</b>	2	02:12,5	<b>43:38,4</b>	1	01:12,5	<b>24:41,0</b>	-1	<b>1:20:26,1</b>
	3.	Martina Hafellner	KSV-TriTeam Kapfenberg	<b>09:05,2</b>	4	02:59,4	<b>47:42,0</b>	3	01:49,9	<b>28:35,5</b>	-1	<b>1:30:12,0</b>
	4.	Mc Bee Sabine Wallner	SU TRI STYRIA	<b>08:39,0</b>	1	02:27,2	<b>52:20,3</b>	4	01:19,8	<b>32:05,1</b>	-1	<b>1:36:51,4</b>
	5.	Eva Maria Brettner		<b>09:51,4</b>	5	02:29,4	<b>55:13,9</b>	5	01:37,8	<b>32:34,3</b>	-1	<b>1:41:46,8</b>

## männlich

### 50-54

	1.	Hannes Harrer	HSV-Feldbach Triathlon	<b>06:24,1</b>	1	01:26,0	<b>37:52,8</b>	1	00:37,8	<b>21:13,3</b>	-1	<b>1:07:34,0</b>
	2.	Horst Hartinger	Team Erdinger Alkoholfrei	<b>08:08,9</b>	11	00:49,0	<b>38:33,3</b>	2	01:09,6	<b>22:56,4</b>	-1	<b>1:11:37,2</b>
	3.	Roland Stessl	dertriathlon.com	<b>07:41,2</b>	8	02:03,0	<b>39:57,9</b>	3	01:24,8	<b>21:02,7</b>	-1	<b>1:12:09,6</b>
	4.	Harald Friedl	SU TRI STYRIA	<b>07:29,3</b>	5	01:47,6	<b>42:35,0</b>	10	01:14,7	<b>22:41,9</b>	-1	<b>1:15:48,5</b>
	5.	Hubert Kerschbaumer	HSV Triathlon Kärnten	<b>07:36,1</b>	6	01:06,5	<b>42:30,0</b>	8	01:09,9	<b>23:57,3</b>	-1	<b>1:16:19,8</b>
	6.	Thomas Absenger	RC TRI RUN ATUS Weiz	<b>06:56,0</b>	3	00:58,6	<b>41:36,5</b>	5	00:48,7	<b>26:10,6</b>	-1	<b>1:16:30,4</b>
	7.	Martin Dirkes	HSV Triathlon Kärnten	<b>06:45,5</b>	2	01:23,1	<b>41:43,6</b>	6	00:58,9	<b>26:28,5</b>	-1	<b>1:17:19,6</b>

Nation	Platz	Name	Verein	swim	AK	W1	bike	AK	W2	run	AK	Gesamt
	8.	Robert Stattmann	Sport am Wörthersee	<b>07:23,2</b>	4	01:04,2	<b>42:17,1</b>	7	00:48,5	<b>26:54,9</b>	-1	<b>1:18:27,9</b>
	9.	Karl Zulus	Sportunion Laufclub MT-Hausmannstätten	<b>07:41,9</b>	9	02:21,2	<b>42:37,7</b>	11	00:59,6	<b>24:58,3</b>	-1	<b>1:18:38,7</b>
	10.	Robert Eder	Team Personal Peak	<b>08:08,4</b>	10	02:13,9	<b>42:34,5</b>	9	01:02,0	<b>25:57,1</b>	-1	<b>1:19:55,9</b>
	11.	Thomas Schwald	Greisdorfer Wurzelhupfer	<b>08:31,6</b>	13	01:22,7	<b>41:18,8</b>	4	01:31,2	<b>27:47,5</b>	-1	<b>1:20:31,8</b>
	12.	Andreas Jocher	BE.A.ST.ar Racing Team	<b>07:39,8</b>	7	01:44,5	<b>44:04,2</b>	12	01:17,0	<b>27:13,8</b>	-1	<b>1:21:59,3</b>
	13.	Kurt Sattler		<b>08:28,8</b>	12	03:56,8	<b>49:47,4</b>	15	02:08,5	<b>27:43,2</b>	-1	<b>1:32:04,7</b>
	14.	Dietmar Meier	R11 Runners	<b>10:08,1</b>	14	03:27,3	<b>48:17,6</b>	13	01:06,0	<b>29:48,7</b>	-1	<b>1:32:47,7</b>
	15.	Wolfgang Fischl	SSC Königsdorf	<b>10:40,4</b>	15	03:08,5	<b>49:44,6</b>	14	01:30,8	<b>29:40,3</b>	-1	<b>1:34:44,6</b>

## weiblich

### 50-54

	1.	Karin Zuleck	Three Giants	<b>06:35,2</b>	1	01:24,4	<b>42:17,6</b>	1	00:55,0	<b>25:35,2</b>	-1	<b>1:16:47,4</b>
	2.	Sylvia Moser	RTR- Weiz	<b>08:10,0</b>	3	01:56,9	<b>43:56,4</b>	2	01:11,8	<b>27:43,7</b>	-1	<b>1:22:58,8</b>
	3.	Barbara Zulus	Sportunion Laufclub MT-Hausmannstätten	<b>08:14,6</b>	4	02:37,0	<b>48:55,9</b>	3	01:32,6	<b>23:33,3</b>	-1	<b>1:24:53,4</b>
	4.	Claudia Müller	Greisdorfer Wurzelhupfer	<b>06:39,1</b>	2	00:54,1	<b>49:00,8</b>	4	01:01,3	<b>32:14,6</b>	-1	<b>1:29:49,9</b>
	5.	Sylvia Puttinger	Ausdauercoach	<b>09:17,6</b>	5	02:45,8	<b>50:14,4</b>	5	01:30,0	<b>29:10,3</b>	-1	<b>1:32:58,1</b>

## männlich

### 55-59

	1.	Josef Winter	dertriathlon.com	<b>06:02,6</b>	1	00:57,1	<b>37:19,2</b>	1	00:49,1	<b>22:40,0</b>	-1	<b>1:07:48,0</b>
	2.	Kurt Marquardt	Tri Runners Baden	<b>06:46,6</b>	2	01:14,5	<b>37:50,7</b>	2	00:51,7	<b>21:51,1</b>	-1	<b>1:08:34,6</b>
	3.	Christoph Teufelhart	Tri Team Chaos Wien	<b>07:23,8</b>	3	01:20,2	<b>38:01,8</b>	3	01:03,1	<b>22:18,3</b>	-1	<b>1:10:07,2</b>
	4.	Peter Schattleitner	TRIDEE	<b>08:18,6</b>	5	01:26,5	<b>39:54,2</b>	4	00:48,9	<b>23:40,4</b>	-1	<b>1:14:08,6</b>
	5.	Klaus Schell	Personal Peak	<b>07:31,9</b>	4	02:24,4	<b>42:17,7</b>	5	01:26,4	<b>25:58,7</b>	-1	<b>1:19:39,1</b>
	6.	Bernd Bodiselitsch	Club Supermarathon Austria	<b>08:59,4</b>	7	05:00,3	<b>45:28,9</b>	6	01:53,1	<b>27:16,0</b>	-1	<b>1:28:37,7</b>
	7.	Andreas Macho		<b>08:28,3</b>	6	02:58,1	<b>50:29,9</b>	7	01:36,8	<b>27:40,3</b>	-1	<b>1:31:13,4</b>

## weiblich

### 55-59





	1.	Gerda Zehetleitner	RC TRI RUN ATUS Weiz	<b>08:42,5</b>	2	01:47,2	<b>43:00,5</b>	3	01:25,3	<b>24:37,9</b>	-1	<b>1:19:33,4</b>
	2.	Madeleine Grüßer	TRIDEE	<b>07:56,4</b>	1	01:22,4	<b>42:29,4</b>	2	00:53,0	<b>27:33,0</b>	-1	<b>1:20:14,2</b>
	3.	Margit Teufelhart	Tri Team Chaos Wien	<b>09:40,1</b>	3	01:59,1	<b>42:13,7</b>	1	00:55,6	<b>26:38,2</b>	-1	<b>1:21:26,7</b>
	DNF	Karin Hahn	Atus Knittelfeld		-1			-1			-1	

## männlich




### 60-64

	1.	Johann Grüßer	TRIDEE	<b>07:55,8</b>	4	01:32,9	<b>38:02,2</b>	2	00:45,5	<b>21:17,6</b>	-1	<b>1:09:34,0</b>
	2.	Lothar Haslinger	Triathlon Team Personal Peak	<b>07:52,0</b>	3	01:37,6	<b>39:06,3</b>	3	01:24,8	<b>23:19,8</b>	-1	<b>1:13:20,5</b>
	3.	Bernhard Mesicek	TCW Stadler	<b>06:57,4</b>	1	01:35,6	<b>37:57,2</b>	1	01:03,5	<b>26:26,7</b>	-1	<b>1:14:00,4</b>


# Vulkanland Sprint Altersklassen

Nation	Platz	Name	Verein	swim	AK	W1	bike	AK	W2	run	AK	Gesamt
	4.	Alois Puntigam	HSV Feldbach/Rad	<b>08:19,5</b>	5	02:13,5	<b>39:56,0</b>	4	01:08,4	<b>23:41,0</b>	-1	<b>1:15:18,4</b>
	5.	Hermann Harrer	KSV-TriTeam Kapfenberg	<b>09:06,6</b>	7	01:32,1	<b>40:37,5</b>	5	01:12,4	<b>25:36,7</b>	-1	<b>1:18:05,3</b>
	6.	Rudolf Schober	FC sauzipf	<b>07:39,1</b>	2	01:30,9	<b>42:24,9</b>	6	01:20,7	<b>25:40,7</b>	-1	<b>1:18:36,3</b>
	7.	Franz Schober	Weinblattler	<b>08:53,4</b>	6	03:22,4	<b>51:18,4</b>	7	02:44,9	<b>34:44,1</b>	-1	<b>1:41:03,2</b>

## 65-69

	1.	Klemens Huber	FC Donald	<b>09:51,1</b>	2	02:25,9	<b>44:47,7</b>	1	01:19,3	<b>29:02,1</b>	-1	<b>1:27:26,1</b>
	2.	Franz Troger	USC Trofaiach	<b>08:59,5</b>	1	02:20,1	<b>49:07,3</b>	2	01:08,2	<b>29:35,5</b>	-1	<b>1:31:10,6</b>
	3.	Rudolf Langer	Fun Sports Tri Team	<b>10:02,2</b>	3	02:02,3	<b>51:20,9</b>	3	01:46,1	<b>29:45,4</b>	-1	<b>1:34:56,9</b>

## 75-79

	1.	Walter Schmidinger	Tri Team Wels	<b>10:16,6</b>	1	02:28,8	<b>50:17,1</b>	1	01:51,5	<b>32:13,8</b>	-1	<b>1:37:07,8</b>
--	----	--------------------	---------------	----------------	---	---------	----------------	---	---------	----------------	----	------------------