

2019 Kitzbühel Youth Games

Rank	Total Time	Lastname	Firstname	Startnr	Nation	Swim	T1	Bike	T2	Run
Semi-Final 1										
1.	36:56	Basanta Fouz	Esteban	26	ESP	00:06:41 (13.)	00:00:44 (57.)	00:18:10 (15.)	00:00:25 (26.)	00:10:54 (4.)
2.	37:04	Chaski	Elai Izhak	1	ISR	00:06:46 (15.)	00:00:43 (35.)	00:18:04 (11.)	00:00:25 (31.)	00:11:03 (11.)
3.	37:07	Vysotskiy	Mark	3	RUS	00:06:33 (3.)	00:00:43 (41.)	00:18:19 (28.)	00:00:26 (38.)	00:11:04 (12.)
4.	37:10	Keller	Niklas	10	AUT	00:06:59 (32.)	00:00:42 (26.)	00:17:52 (5.)	00:00:23 (5.)	00:11:11 (20.)
5.	37:11	Bastrakov	Mikhail	25	RUS	00:06:34 (5.)	00:00:44 (56.)	00:18:17 (25.)	00:00:29 (70.)	00:11:04 (13.)
6.	37:14	Stanton-Stock	Jack	14	GBR	00:07:05 (44.)	00:00:40 (4.)	00:17:50 (4.)	00:00:22 (2.)	00:11:16 (24.)
7.	37:18	Van Lanen	Niels	24	NED	00:07:04 (41.)	00:00:43 (43.)	00:17:48 (3.)	00:00:25 (22.)	00:11:16 (25.)
8.	37:19	Luberti	Luca	2	SUI	00:06:54 (21.)	00:00:43 (48.)	00:18:37 (37.)	00:00:27 (57.)	00:10:36 (1.)
9.	37:20	Kulczynski	Sabian	20	IRL	00:06:53 (20.)	00:00:49 (82.)	00:17:53 (6.)	00:00:25 (13.)	00:11:18 (26.)
10.	37:21	Dobi	Gergő	29	HUN	00:06:37 (8.)	00:00:41 (17.)	00:18:28 (31.)	00:00:27 (53.)	00:11:05 (14.)
11.	37:39	Kovács	Gyula	17	HUN	00:06:52 (19.)	00:00:42 (25.)	00:18:02 (10.)	00:00:25 (19.)	00:11:36 (41.)
12.	38:14	Medved	Jakob	21	SLO	00:07:04 (40.)	00:00:41 (10.)	00:18:45 (44.)	00:00:27 (59.)	00:11:14 (22.)
13.	38:19	Sausser	Martin	8	SUI	00:06:40 (11.)	00:00:41 (15.)	00:18:17 (23.)	00:00:26 (42.)	00:12:13 (64.)
14.	38:20	Prošćinko	Danila	15	LAT	00:07:18 (66.)	00:00:40 (7.)	00:19:01 (57.)	00:00:26 (34.)	00:10:53 (3.)
15.	38:34	Rosencrantz	Axel	4	SWE	00:07:03 (36.)	00:00:44 (52.)	00:18:43 (43.)	00:00:27 (52.)	00:11:35 (40.)
16.	39:00	Hostrup Sahlberg	Oliver	11	DEN	00:06:54 (23.)	00:00:42 (29.)	00:19:49 (68.)	00:00:23 (3.)	00:11:10 (18.)
17.	39:04	Yanenko	Oleksandr	12	UKR	00:07:25 (73.)	00:00:43 (44.)	00:19:17 (60.)	00:00:26 (41.)	00:11:11 (19.)
18.	39:07	Tlamka	Filip	27	CZE	00:07:01 (33.)	00:00:41 (14.)	00:18:50 (50.)	00:00:32 (80.)	00:12:01 (59.)
19.	39:16	Gazzina	Francesco	16	ITA	00:06:45 (14.)	00:00:43 (42.)	00:19:57 (70.)	00:00:30 (72.)	00:11:20 (28.)
20.	39:26	Ulbricht	Adam	28	SVK	00:07:16 (63.)	00:00:45 (66.)	00:19:24 (64.)	00:00:26 (44.)	00:11:33 (39.)
21.	39:53	Barac	Gabrijel	19	CRO	00:07:26 (75.)	00:00:42 (23.)	00:19:20 (62.)	00:00:27 (50.)	00:11:57 (56.)
22.	40:10	Sousa	Rui	23	POR	00:06:59 (29.)	00:00:43 (40.)	00:18:48 (47.)	00:00:24 (10.)	00:13:15 (77.)
23.	41:05	Afonso	Abel	7	POR	00:07:13 (59.)	00:00:49 (85.)	00:19:24 (65.)	00:00:25 (30.)	00:13:11 (76.)
24.	41:05	Davran	Mehmet Fatih	18	TUR	00:07:22 (71.)	00:00:45 (63.)	00:19:19 (61.)	00:00:30 (74.)	00:13:08 (75.)
25.	41:23	Vandebroek	Antoine	30	BEL	00:06:51 (17.)	00:00:46 (68.)	00:17:58 (8.)	00:00:29 (68.)	00:15:18 (83.)
26.	41:34	Haradzetski	Kiryl	31	BLR	00:07:41 (86.)	00:00:43 (37.)	00:20:40 (79.)	00:00:25 (27.)	00:12:03 (62.)
27.	42:52	Apkievicius	Kasparas	9	LTU	00:07:19 (69.)	00:00:46 (73.)	00:20:56 (82.)	00:00:28 (64.)	00:13:21 (79.)

Swim-Distance: 500m, no laps

Bike-Distance: 12km, 4 laps

Run-Distance: 3,3km, 1,5 laps

Technical Delegate: Gyorgyi Bodnar, HUN

Head Referee: Bela Vargar Dr, HUN

Competition July: Gyorgyi Bodnar, Hun (Chair); Denis Jaeger, FRA; Herwig Grabner, AUT

www.raceresult.at - Andreas Mayr

1/4

Air temperature: 15,7°C

Water temperature: 21,8°C

No wetsuit swim

2019 Kitzbühel Youth Games

Rank	Total Time	Lastname	Firstname	Startnr	Nation	Swim	T1	Bike	T2	Run
28.	43:49	Dimovski	Ivo Jovan	6	MKD	00:07:38 (83.)	00:00:49 (80.)	00:20:37 (78.)	00:00:32 (78.)	00:14:11 (81.)
DNF	DNF	Saren	Veikka	5	FIN	00:06:57 (27.)	00:00:43 (34.)			
DNF	DNF	Tamm	Johan	22	EST	00:06:49 (16.)	00:01:02 (89.)			
Semi-Final 2										
1.	37:15	Sorokin	Pavel	54	RUS	00:06:30 (2.)	00:00:43 (49.)	00:18:05 (13.)	00:00:24 (9.)	00:11:32 (38.)
2.	37:17	Fäh	Ben	45	SUI	00:06:40 (12.)	00:00:41 (16.)	00:17:54 (7.)	00:00:24 (8.)	00:11:37 (42.)
3.	37:19	Montez	Alexandre	41	POR	00:06:36 (7.)	00:00:40 (6.)	00:17:59 (9.)	00:00:23 (7.)	00:11:39 (46.)
4.	37:23	Bader	Jan	43	AUT					
5.	37:24	Fernandez	Léo	46	FRA	00:06:52 (18.)	00:00:43 (47.)	00:18:23 (30.)	00:00:26 (33.)	00:10:59 (9.)
6.	37:25	Coy	Dominic	61	GBR	00:07:03 (38.)	00:00:44 (60.)	00:18:14 (18.)	00:00:25 (28.)	00:10:56 (6.)
7.	37:25	Franco	Wout	47	BEL	00:07:08 (54.)	00:00:41 (11.)	00:18:10 (16.)	00:00:27 (56.)	00:10:57 (8.)
8.	37:28	Cuijpers	Jesse	42	NED	00:07:03 (35.)	00:00:42 (27.)	00:18:15 (20.)	00:00:26 (45.)	00:11:00 (10.)
9.	37:36	Vollmann	David	59	AUT	00:07:08 (52.)	00:00:42 (30.)	00:18:11 (17.)	00:00:26 (49.)	00:11:07 (16.)
10.	37:47	Agur	Shachar	62	ISR	00:07:09 (55.)	00:00:43 (36.)	00:18:35 (34.)	00:00:26 (40.)	00:10:52 (2.)
11.	37:57	Kadziak	James	66	POL	00:06:56 (26.)	00:00:47 (74.)	00:18:18 (26.)	00:00:26 (46.)	00:11:28 (35.)
12.	38:03	Sahinkaya	Kivanc	50	TUR	00:06:55 (25.)	00:00:46 (67.)	00:18:18 (27.)	00:00:40 (83.)	00:11:22 (30.)
13.	38:38	Salonen	Ville-Valtteri	48	FIN	00:07:17 (65.)	00:00:42 (28.)	00:18:47 (46.)	00:00:25 (23.)	00:11:25 (34.)
14.	38:43	Bouras Moussaoui	Nadir	49	ESP	00:07:19 (67.)	00:00:41 (20.)	00:18:39 (40.)	00:00:30 (75.)	00:11:31 (37.)
15.	38:47	Angelini	Fiorenzo	57	ITA	00:07:12 (58.)	00:00:43 (38.)	00:18:37 (38.)	00:00:25 (14.)	00:11:48 (52.)
16.	38:48	Kennedy	Jack	60	IRL	00:07:05 (47.)	00:00:54 (88.)	00:18:33 (33.)	00:00:26 (39.)	00:11:47 (50.)
17.	38:54	Faaborg Andersen	Niklas	53	DEN	00:07:31 (78.)	00:00:44 (53.)	00:18:49 (48.)	00:00:25 (16.)	00:11:23 (32.)
18.	39:09	Kuzmin	Yaroslav	55	RUS	00:07:08 (53.)	00:00:46 (69.)	00:18:46 (45.)	00:00:28 (62.)	00:12:00 (58.)
19.	39:11	Frayon	Emil	52	SWE	00:07:06 (48.)	00:00:44 (58.)	00:18:51 (51.)	00:00:27 (51.)	00:12:02 (61.)
20.	39:31	Molnár	Róbert	65	HUN	00:07:27 (76.)	00:00:44 (55.)	00:18:55 (53.)	00:00:27 (54.)	00:11:56 (55.)
21.	39:33	Juránek	Lukáš	67	CZE	00:07:05 (45.)	00:00:46 (70.)	00:18:35 (35.)	00:00:25 (24.)	00:12:40 (71.)
22.	40:17	Kornijenko	Sandis	44	LAT	00:07:15 (62.)	00:00:47 (75.)	00:18:36 (36.)	00:00:41 (84.)	00:12:55 (72.)
23.	40:44	Ron	Assaf	63	ISR	00:07:19 (68.)	00:00:42 (22.)	00:18:58 (54.)	00:00:26 (35.)	00:13:18 (78.)
24.	40:55	Dias	João	68	POR	00:07:14 (60.)	00:00:45 (64.)	00:20:47 (80.)	00:00:27 (58.)	00:11:40 (47.)

Swim-Distance: 500m, no laps

Bike-Distance: 12km, 4 laps

Run-Distance: 3,3km, 1,5 laps

Technical Delegate: Gyorgyi Bodnar, HUN

Head Referee: Bela Vargar Dr, HUN

Competition July: Gyorgyi Bodnar, Hun (Chair); Denis Jaeger, FRA; Herwig Grabner, AUT

www.raceresult.at - Andreas Mayr

2/4

Air temperature: 15,7°C

Water temperature: 21,8°C

No wetsuit swim

2019 Kitzbühel Youth Games

Rank	Total Time	Lastname	Firstname	Startnr	Nation	Swim	T1	Bike	T2	Run
25.	40:56	Ryzhyi	Denys	64	UKR	00:07:31 (77.)	00:00:48 (76.)	00:20:03 (74.)	00:00:25 (21.)	00:12:08 (63.)
26.	41:18	Gegužis	Robertas	56	LTU	00:07:37 (81.)	00:00:50 (86.)	00:19:57 (71.)	00:00:26 (37.)	00:12:26 (68.)
27.	41:35	Meghea	Andrei Dominic	58	ROU	00:07:07 (49.)	00:00:42 (32.)	00:20:20 (75.)	00:00:24 (11.)	00:13:00 (73.)
28.	41:53	Vrabel	Jozef	70	SVK	00:07:38 (82.)	00:00:43 (33.)	00:20:26 (77.)	00:00:29 (67.)	00:12:37 (70.)
29.	43:37	Ćosić	Deni	51	CRO	00:08:11 (88.)	00:00:44 (61.)	00:21:46 (84.)	00:00:29 (69.)	00:12:25 (67.)
DNF	DNF	Molnár	Péter	69	HUN	00:06:39 (10.)	00:00:42 (24.)	00:18:38 (39.)	00:00:58 (85.)	

Semi-Final 3

1.	37:00	Jouineau	Tao	81	FRA	00:06:19 (1.)	00:00:46 (72.)	00:18:15 (19.)	00:00:25 (15.)	00:11:13 (21.)
2.	37:10	Martin	Joseph	88	GBR	00:07:05 (46.)	00:00:43 (45.)	00:17:33 (2.)	00:00:26 (47.)	00:11:20 (29.)
3.	37:12	Reilly	Hamish	85	GBR	00:07:05 (42.)	00:00:46 (71.)	00:17:29 (1.)	00:00:28 (63.)	00:11:23 (31.)
4.	37:15	Bellido Mikhailova	Igor	72	ESP	00:06:33 (4.)	00:00:40 (8.)	00:18:07 (14.)	00:00:22 (1.)	00:11:31 (36.)
5.	37:47	Cohen	Alon	89	ISR	00:06:59 (31.)	00:00:41 (13.)	00:18:17 (24.)	00:00:23 (4.)	00:11:25 (33.)
6.	37:57	Hegmann	Nico	77	SUI	00:06:55 (24.)	00:00:41 (9.)	00:18:16 (21.)	00:00:26 (36.)	00:11:38 (45.)
7.	37:58	Thijs	Balte	83	BEL	00:07:14 (61.)	00:00:43 (39.)	00:18:39 (41.)	00:00:25 (29.)	00:10:54 (5.)
8.	38:00	De Jong	Syb	79	NED	00:06:57 (28.)	00:00:41 (18.)	00:18:17 (22.)	00:00:26 (48.)	00:11:37 (43.)
9.	38:12	Liepa	Artūrs	92	LAT	00:06:54 (22.)	00:00:43 (46.)	00:18:20 (29.)	00:00:25 (17.)	00:11:48 (51.)
10.	38:18	Oberleithner	Klemens	91	AUT	00:06:39 (9.)	00:00:44 (54.)	00:18:32 (32.)	00:00:27 (60.)	00:11:54 (54.)
11.	38:41	Månsson	Hampus	76	SWE	00:07:21 (70.)	00:00:49 (84.)	00:19:05 (58.)	00:00:28 (61.)	00:10:56 (7.)
12.	38:46	Toppi	Tommaso	73	ITA	00:07:09 (56.)	00:00:44 (59.)	00:19:14 (59.)	00:00:30 (71.)	00:11:07 (17.)
13.	38:48	Tretiak	Ivan	99	UKR	00:07:07 (51.)	00:00:39 (2.)	00:18:52 (52.)	00:00:26 (43.)	00:11:41 (48.)
14.	38:54	Balbino	Gonçalo	80	POR	00:06:59 (30.)	00:00:41 (12.)	00:19:01 (56.)	00:00:30 (73.)	00:11:42 (49.)
15.	38:55	Aracı	Emir	87	TUR	00:07:05 (43.)	00:00:44 (62.)	00:19:21 (63.)	00:00:28 (65.)	00:11:15 (23.)
16.	39:20	Aavik	Sander	82	EST	00:07:04 (39.)	00:00:43 (51.)	00:18:50 (49.)	00:00:25 (20.)	00:12:16 (65.)
17.	39:29	Gašparič	Nande	74	SLO	00:07:10 (57.)	00:00:40 (5.)	00:18:05 (12.)	00:00:31 (76.)	00:13:02 (74.)
18.	39:38	Shemesh	Nov	94	ISR	00:07:03 (37.)	00:00:39 (3.)	00:19:32 (66.)	00:00:25 (25.)	00:11:57 (57.)
19.	40:06	Elo	Olli	90	FIN	00:07:33 (79.)	00:00:42 (31.)	00:19:00 (55.)	00:00:26 (32.)	00:12:23 (66.)
20.	40:34	Kasyanau	Anton	78	BLR	00:07:17 (64.)	00:00:41 (21.)	00:19:59 (72.)	00:00:34 (81.)	00:12:01 (60.)
21.	40:38	Semenov	Maksim	98	RUS	00:07:23 (72.)	00:00:48 (78.)	00:20:55 (81.)	00:00:23 (6.)	00:11:07 (15.)

Swim-Distance: 500m, no laps

Bike-Distance: 12km, 4 laps

Run-Distance: 3,3km, 1,5 laps

Technical Delegate: Gyorgyi Bodnar, HUN

Head Referee: Bela Vargar Dr, HUN

Competition July: Gyorgyi Bodnar, Hun (Chair); Denis Jaeger, FRA; Herwig Grabner, AUT

www.raceresult.at - Andreas Mayr

3/4

Air temperature: 15,7°C

Water temperature: 21,8°C

No wetsuit swim

2019 Kitzbühel Youth Games

Rank	Total Time	Lastname	Firstname	Startnr	Nation	Swim	T1	Bike	T2	Run
22.	41:07	Marek	Jakub	100	CZE	00:06:35 (6.)	00:00:39 (1.)	00:18:42 (42.)	00:00:28 (66.)	00:14:40 (82.)
23.	41:20	Banys	Mykolas	84	LTU	00:07:38 (84.)	00:00:48 (79.)	00:20:23 (76.)	00:00:36 (82.)	00:11:52 (53.)
24.	41:22	Boiko	Myron	96	UKR	00:07:07 (50.)	00:00:43 (50.)	00:21:40 (83.)	00:00:31 (77.)	00:11:18 (27.)
25.	41:31	Stratulat	Albert	93	ROU	00:07:40 (85.)	00:00:45 (65.)	00:20:03 (73.)	00:00:32 (79.)	00:12:29 (69.)
26.	41:42	Jovanovski	Dimitar	86	MKD	00:08:58 (89.)	00:00:48 (77.)	00:19:52 (69.)	00:00:25 (18.)	00:11:37 (44.)
27.	42:25	Woodgate	Louis	71	GRE	00:07:25 (74.)	00:00:49 (83.)	00:19:41 (67.)	00:00:27 (55.)	00:14:00 (80.)
DNF	DNF	Palashev	Borislav	97	BUL	00:07:52 (87.)	00:00:53 (87.)	00:21:57 (85.)	00:00:24 (12.)	
DNF	DNF	Blach Petersen	Hjalte	75	DEN	00:07:35 (80.)	00:00:49 (81.)			
DNF	DNF	Szentpétery	Patrik	95	HUN	00:07:03 (34.)	00:00:41 (19.)			

Swim-Distance: 500m, no laps

Bike-Distance: 12km, 4 laps

Run-Distance: 3,3km, 1,5 laps

Technical Delegate: Gyorgyi Bodnar, HUN

Head Referee: Bela Vargar Dr, HUN

Competition July: Gyorgyi Bodnar, Hun (Chair); Denis Jaeger, FRA; Herwig Grabner, AUT

www.raceresult.at - Andreas Mayr

4/4

Air temperature: 15,7°C

Water temperature: 21,8°C

No wetsuit swim

2019 Kitzbühel Youth Games

Rank	Startnr	Lastname	Firstname	Nation	Swim	T1	Bike	T2	Run	Total Time
Finale A Men										
1.	11	Bellido Mikhailova	Igor	ESP	03:04 (2.)	00:40 (13.)	13:14 (18.)	00:23 (8.)	07:01 (1.)	24:25
2.	12	Bader	Jan	AUT	03:16 (11.)	00:37 (2.)	13:07 (15.)	00:22 (4.)	07:02 (2.)	24:27
3.	9	Montez	Alexandre	POR	03:05 (5.)	00:39 (6.)	13:14 (17.)	00:23 (6.)	07:10 (4.)	24:33
4.	23	Luberti	Luca	SUI	03:14 (10.)	00:42 (20.)	13:06 (13.)	00:26 (25.)	07:05 (3.)	24:35
5.	16	Fernandez	Léo	FRA	03:17 (13.)	00:43 (24.)	13:01 (6.)	00:24 (17.)	07:13 (5.)	24:39
6.	1	Basanta Fouz	Esteban	ESP	03:06 (6.)	00:37 (1.)	13:17 (21.)	00:21 (2.)	07:18 (6.)	24:41
7.	8	Reilly	Hamish	GBR	03:20 (18.)	00:42 (23.)	12:56 (2.)	00:24 (10.)	07:19 (7.)	24:43
8.	2	Jouineau	Tao	FRA	03:02 (1.)	00:43 (27.)	13:14 (19.)	00:22 (5.)	07:25 (9.)	24:49
9.	29	Dobi	Gergő	HUN	03:20 (20.)	00:40 (11.)	13:04 (10.)	00:24 (14.)	07:22 (8.)	24:52
10.	19	Coy	Dominic	GBR	03:25 (23.)	00:40 (10.)	13:00 (5.)	00:24 (11.)	07:26 (11.)	24:56
11.	18	Hegmann	Nico	SUI	03:20 (19.)	00:39 (7.)	13:02 (7.)	00:24 (12.)	07:28 (13.)	24:56
12.	25	Cuijpers	Jesse	NED	03:19 (17.)	00:42 (18.)	13:03 (8.)	00:25 (20.)	07:26 (12.)	24:57
13.	22	Franco	Wout	BEL	03:22 (22.)	00:40 (8.)	12:57 (3.)	00:25 (22.)	07:33 (15.)	24:59
14.	3	Sorokin	Pavel	RUS	03:05 (3.)	00:40 (14.)	13:17 (22.)	00:23 (7.)	07:33 (14.)	25:00
15.	10	Keller	Niklas	AUT	03:19 (16.)	00:37 (3.)	13:03 (9.)	00:20 (1.)	07:39 (18.)	25:01
16.	17	Stanton-Stock	Jack	GBR	03:25 (26.)	00:40 (9.)	12:54 (1.)	00:24 (9.)	07:37 (16.)	25:02
17.	20	Van Lanen	Niels	NED	03:18 (15.)	00:41 (15.)	13:04 (11.)	00:26 (24.)	07:37 (17.)	25:09
18.	7	Vysotskiy	Mark	RUS	03:05 (4.)	00:42 (22.)	13:15 (20.)	00:28 (29.)	07:46 (20.)	25:19
19.	4	Chaski	Elai Izhak	ISR	03:12 (9.)	00:40 (12.)	13:06 (14.)	00:26 (26.)	07:55 (23.)	25:22
20.	30	Kovács	Gyula	HUN	03:20 (21.)	00:43 (25.)	12:58 (4.)	00:24 (16.)	07:59 (25.)	25:26
21.	31	Agur	Shachar	ISR	03:25 (24.)	00:38 (4.)	13:37 (28.)	00:25 (23.)	07:25 (10.)	25:32
22.	6	Fäh	Ben	SUI	03:09 (7.)	00:39 (5.)	13:13 (16.)	00:24 (13.)	08:10 (28.)	25:36
23.	26	Kulczynski	Sabian	IRL	03:16 (12.)	00:41 (16.)	13:06 (12.)	00:22 (3.)	08:10 (27.)	25:37
24.	21	Thijs	Balte	BEL	03:28 (29.)	00:41 (17.)	13:28 (25.)	00:25 (19.)	07:42 (19.)	25:45
25.	15	Cohen	Alon	ISR	03:26 (27.)	00:44 (28.)	13:29 (26.)	00:24 (15.)	07:47 (21.)	25:52
26.	27	Liepa	Artūrs	LAT	03:17 (14.)	00:42 (19.)	13:39 (29.)	00:24 (18.)	07:52 (22.)	25:55
27.	24	De Jong	Syb	NED	03:27 (28.)	00:44 (29.)	13:27 (24.)	00:25 (21.)	07:55 (24.)	26:00

Swim-Distance: 500m, no laps

Bike-Distance: 12km, 4 laps

Run-Distance: 3,3km, 1,5 laps

Technical Delegate: Gyorgyi Bodnar, HUN

Head Referee: Bela Vargar Dr, HUN

Competition July: Gyorgyi Bodnar, Hun (Chair); Denis Jaeger, FRA; Herwig Grabner, AUT

www.raceresult.at - Andreas Mayr

1/3

Air temperature: 15,7°C

Water temperature: 21,8°C

No wetsuit swim

2019 Kitzbühel Youth Games

Rank	Startnr	Lastname	Firstname	Nation	Swim	T1	Bike	T2	Run	Total Time
28.	5	Martin	Joseph	GBR	03:28 (30.)	00:43 (26.)	13:25 (23.)	00:26 (27.)	08:07 (26.)	26:12
29.	28	Vollmann	David	AUT	03:25 (25.)	00:42 (21.)	13:32 (27.)	00:28 (28.)	08:18 (29.)	26:27
30.	14	Bastrakov	Mikhail	RUS	03:10 (8.)	00:46 (30.)	13:44 (30.)	00:32 (30.)	08:21 (30.)	26:35
Finale B Men										
1.	58	Gazzina	Francesco	ITA	03:10 (2.)	00:44 (23.)	13:35 (24.)	00:28 (25.)	07:19 (3.)	25:18
2.	41	Proščinko	Danila	LAT	03:30 (20.)	00:43 (13.)	13:21 (6.)	00:27 (18.)	07:16 (1.)	25:19
3.	47	Angelini	Fiorenzo	ITA	03:16 (5.)	00:41 (7.)	13:34 (21.)	00:24 (6.)	07:21 (4.)	25:19
4.	38	Medved	Jakob	SLO	03:34 (24.)	00:41 (4.)	13:16 (1.)	00:23 (4.)	07:26 (5.)	25:22
5.	63	Juránek	Lukáš	CZE	03:30 (19.)	00:43 (15.)	13:21 (3.)	00:23 (1.)	07:30 (7.)	25:27
6.	37	Sahinkaya	Kivanc	TUR	03:16 (3.)	00:43 (14.)	13:33 (19.)	00:23 (2.)	07:38 (10.)	25:34
7.	44	Månsson	Hampus	SWE	03:36 (26.)	00:44 (20.)	13:31 (15.)	00:27 (19.)	07:19 (2.)	25:38
8.	49	Kennedy	Jack	IRL	03:16 (6.)	00:41 (6.)	13:33 (20.)	00:25 (12.)	07:43 (12.)	25:41
9.	51	Faaborg Andersen	Niklas	DEN	03:36 (27.)	00:42 (10.)	13:33 (17.)	00:24 (5.)	07:31 (8.)	25:47
10.	52	Aracı	Emir	TUR	03:24 (13.)	00:44 (22.)	13:28 (12.)	00:26 (16.)	07:44 (13.)	25:49
11.	36	Kadziak	James	POL	03:19 (7.)	00:44 (25.)	13:32 (16.)	00:25 (8.)	07:47 (14.)	25:49
12.	46	Toppi	Tommaso	ITA	03:29 (17.)	00:45 (28.)	13:35 (23.)	00:30 (26.)	07:28 (6.)	25:49
13.	45	Bouras Moussaoui	Nadir	ESP	03:39 (29.)	00:43 (17.)	13:26 (9.)	00:28 (22.)	07:36 (9.)	25:53
14.	54	Yanenko	Oleksandr	UKR	03:37 (28.)	00:44 (21.)	13:28 (14.)	00:23 (3.)	07:42 (11.)	25:56
15.	39	Oberleithner	Klemens	AUT	03:21 (9.)	00:49 (29.)	13:21 (5.)	00:27 (21.)	07:55 (16.)	25:56
16.	56	Kuzmin	Yaroslav	RUS	03:24 (12.)	00:42 (11.)	13:28 (11.)	00:25 (11.)	08:05 (18.)	26:07
17.	65	Barac	Gabrijel	CRO	03:35 (25.)	00:42 (8.)	13:33 (18.)	00:26 (15.)	07:49 (15.)	26:07
18.	43	Salonen	Ville-Valtteri	FIN	53:01 (30.)					26:10
19.	64	Shemesh	Nov	ISR	03:27 (14.)	00:43 (16.)	13:21 (4.)	00:28 (24.)	08:11 (19.)	26:11
20.	62	Molnár	Róbert	HUN	03:32 (22.)	00:42 (9.)	13:34 (22.)	00:27 (20.)	07:56 (17.)	26:13
21.	59	Aavik	Sander	EST	03:29 (16.)	00:44 (19.)	13:21 (7.)	00:26 (14.)	08:14 (21.)	26:16
22.	55	Tlamka	Filip	CZE	03:16 (4.)	00:44 (27.)	13:35 (25.)	00:25 (10.)	08:14 (20.)	26:17
23.	42	Rosencrantz	Axel	SWE	03:21 (8.)	00:44 (26.)	13:27 (10.)	00:26 (17.)	08:17 (22.)	26:18
24.	48	Tretiak	Ivan	UKR	03:32 (23.)	00:43 (12.)	13:20 (2.)	00:25 (9.)	08:21 (23.)	26:23

Swim-Distance: 500m, no laps

Bike-Distance: 12km, 4 laps

Run-Distance: 3,3km, 1,5 laps

Technical Delegate: Gyorgyi Bodnar, HUN

Head Referee: Bela Vargar Dr, HUN

Competition July: Gyorgyi Bodnar, Hun (Chair); Denis Jaeger, FRA; Herwig Grabner, AUT

www.raceresult.at - Andreas Mayr

2/3

Air temperature: 15,7°C

Water temperature: 21,8°C

No wetsuit swim

2019 Kitzbühel Youth Games

Rank	Startnr	Lastname	Firstname	Nation	Swim	T1	Bike	T2	Run	Total Time
25.	40	Sauser	Martin	SUI	03:10 (1.)	00:40 (3.)	13:43 (27.)	00:24 (7.)	08:25 (24.)	26:24
26.	61	Gašparič	Nande	SLO	03:27 (15.)	00:40 (2.)	13:23 (8.)	00:35 (27.)	08:37 (27.)	26:44
27.	57	Frayon	Emil	SWE	03:21 (10.)	00:41 (5.)	13:47 (28.)	00:26 (13.)	08:33 (26.)	26:51
28.	60	Ulbricht	Adam	SVK	03:30 (18.)	00:44 (18.)	13:37 (26.)	00:35 (28.)	08:29 (25.)	26:57
29.	53	Hostrup Sahlberg	Oliver	DEN	03:23 (11.)	00:44 (24.)	13:28 (13.)	00:28 (23.)	09:05 (28.)	27:10
DNF	50	Balbino	Gonçalo	POR	03:32 (21.)	00:39 (1.)				DNF

Swim-Distance: 500m, no laps

Bike-Distance: 12km, 4 laps

Run-Distance: 3,3km, 1,5 laps

Technical Delegate: Gyorgyi Bodnar, HUN

Head Referee: Bela Vargar Dr, HUN

Competition July: Gyorgyi Bodnar, Hun (Chair); Denis Jaeger, FRA; Herwig Grabner, AUT

www.raceresult.at - Andreas Mayr

3/3

Air temperature: 15,7°C

Water temperature: 21,8°C

No wetsuit swim

2019 Kitzbühel Youth Games

Rank	Total Time	Lastname	Firstname	Startnr	Nation	Swim	T1	Bike	T2	Run
Semi-Final 1w										
1.	40:54	Horváth	Karolina Helga	16	HUN	00:07:05 (7.)	00:00:51 (66.)	00:20:00 (1.)	00:00:26 (32.)	00:12:29 (8.)
2.	41:29	Prestia	Angelica	19	ITA	00:07:06 (8.)	00:00:45 (16.)	00:20:06 (7.)	00:00:27 (37.)	00:13:03 (22.)
3.	41:31	Pena Vicente	Elsa	1	ESP	00:07:09 (10.)	00:00:44 (13.)	00:20:05 (5.)	00:00:23 (2.)	00:13:09 (26.)
4.	41:34	Levi	Aviv	11	ISR	00:07:04 (6.)	00:00:44 (9.)	00:20:10 (9.)	00:00:26 (36.)	00:13:08 (24.)
5.	41:36	Michalickova	Zuzana	3	SVK	00:07:09 (11.)	00:00:45 (17.)	00:20:04 (3.)	00:00:22 (1.)	00:13:14 (28.)
6.	41:59	De Bruin	Luna	4	NED	00:07:24 (18.)	00:00:42 (3.)	00:20:29 (25.)	00:00:26 (24.)	00:12:57 (19.)
7.	42:13	Babych	Oryna	14	UKR	00:07:20 (17.)	00:00:49 (54.)	00:20:29 (26.)	00:00:30 (61.)	00:13:03 (20.)
8.	42:14	Schiller	Eden	18	GBR	00:07:02 (4.)	00:00:51 (68.)	00:20:04 (4.)	00:00:25 (9.)	00:13:50 (50.)
9.	42:17	Beti	Rebecca	2	SUI	00:07:26 (19.)	00:00:42 (2.)	00:20:27 (23.)	00:00:25 (11.)	00:13:15 (29.)
10.	42:49	Hufnagl	Lisa	25	AUT	00:07:11 (12.)	00:00:46 (30.)	00:20:39 (31.)	00:00:28 (54.)	00:13:42 (45.)
11.	43:30	Sophie Grønberg Christensen	Kajsa	26	DEN	00:07:03 (5.)	00:00:48 (42.)	00:20:49 (34.)	00:00:29 (55.)	00:14:20 (56.)
12.	43:39	Burtscher	Larissa	8	AUT	00:07:36 (30.)	00:00:47 (34.)	00:20:13 (11.)	00:00:25 (13.)	00:14:36 (63.)
13.	43:50	Vansteenkiste	Rhune	21	BEL	00:07:41 (34.)	00:00:48 (47.)	00:21:03 (37.)	00:00:28 (48.)	00:13:47 (47.)
14.	44:05	Kovács	Fruzsina Dóra	12	HUN	00:07:29 (22.)	00:00:45 (23.)	00:21:51 (51.)	00:00:29 (59.)	00:13:28 (39.)
15.	44:11	Badini Confalonieri	Adelaide Anna	6	ITA	00:07:19 (16.)	00:00:48 (48.)	00:21:27 (44.)	00:00:26 (28.)	00:14:09 (54.)
16.	44:38	Dudau	Delia-Oana	28	ROU	00:08:26 (67.)	00:00:44 (14.)	00:21:24 (43.)	00:00:25 (12.)	00:13:37 (43.)
17.	45:01	Juránková	Heidi	15	CZE	00:07:36 (28.)	00:00:45 (25.)	00:21:43 (46.)	00:00:27 (44.)	00:14:28 (58.)
18.	45:39	Terentieva	Anastasiia	24	UKR	00:07:52 (49.)	00:00:47 (33.)	00:21:57 (53.)	00:00:25 (19.)	00:14:35 (62.)
19.	46:06	Magndal	Sara	9	NOR	00:07:48 (44.)	00:00:52 (70.)	00:23:00 (63.)	00:00:36 (73.)	00:13:48 (48.)
20.	47:03	Goldman	Ofri	5	ISR	00:08:32 (70.)	00:00:45 (24.)	00:23:04 (65.)	00:00:27 (38.)	00:14:12 (55.)
21.	48:19	Carvalho	Mariana	23	POR	00:07:56 (54.)	00:00:50 (60.)	00:24:17 (74.)	00:00:27 (43.)	00:14:47 (64.)
22.	48:40	Turšič	Neža	27	SLO	00:07:31 (25.)	00:00:44 (6.)	00:24:08 (72.)	00:00:35 (71.)	00:15:40 (69.)
23.	49:13	Vinciunaite	Beatrice	17	LTU	00:09:32 (75.)	00:00:49 (58.)	00:23:07 (66.)	00:00:35 (70.)	00:15:08 (66.)
24.	49:13	Rosanda	Ileana	29	CRO	00:08:26 (68.)	00:00:49 (49.)	00:23:16 (68.)	00:00:37 (74.)	00:16:04 (71.)
25.	49:58	Saatli	Nevra Başak	7	TUR	00:08:25 (66.)	00:00:53 (73.)	00:24:12 (73.)	00:00:28 (53.)	00:15:57 (70.)
26.	50:53	Gjorgjieska	Bojana	22	MKD	00:09:32 (76.)	00:00:48 (41.)	00:23:10 (67.)	00:00:25 (14.)	00:16:56 (73.)
DNS	DNS	Ruus	Mari Mai	10	EST					

Swim-Distance: 500m, no laps

Bike-Distance: 12km, 4 laps

Run-Distance: 3,3km, 1,5 laps

Technical Delegate: Gyorgyi Bodnar, HUN

Head Referee: Bela Vargar Dr, HUN

Competition July: Gyorgyi Bodnar, Hun (Chair); Denis Jaeger, FRA; Herwig Grabner, AUT

www.raceresult.at - Andreas Mayr

1/3

Air temperature: 15,7°C

Water temperature: 21,8°C

No wetsuit swim

2019 Kitzbühel Youth Games

Rank	Total Time	Lastname	Firstname	Startnr	Nation	Swim	T1	Bike	T2	Run
Semi-Final 2w										
1.	41:10	Goreva	Anna	47	RUS	00:07:39 (31.)	00:00:41 (1.)	00:20:25 (21.)	00:00:28 (52.)	00:11:56 (1.)
2.	41:13	De Koning	Barbara	43	NED	00:07:07 (9.)	00:00:44 (8.)	00:20:12 (10.)	00:00:25 (20.)	00:12:43 (13.)
3.	41:44	Noyer	Emilie	65	FRA	00:07:47 (40.)	00:00:44 (7.)	00:20:33 (30.)	00:00:31 (64.)	00:12:06 (3.)
4.	41:50	Koglbauer	Hannah	57	AUT	00:07:36 (29.)	00:00:46 (29.)	00:20:21 (16.)	00:00:25 (22.)	00:12:39 (12.)
5.	42:06	Martinelli	Letizia	45	SUI	00:07:46 (39.)	00:00:45 (20.)	00:20:33 (29.)	00:00:24 (6.)	00:12:35 (10.)
6.	42:06	Greco	Myral	59	ITA	00:07:32 (26.)	00:00:44 (10.)	00:20:28 (24.)	00:00:24 (5.)	00:12:55 (18.)
7.	42:17	Edge	Lizzy	48	GBR	00:07:50 (47.)	00:00:48 (40.)	00:20:27 (22.)	00:00:25 (18.)	00:12:45 (15.)
8.	42:17	Garcia Busto	Nerea	41	ESP	00:07:30 (23.)	00:00:45 (21.)	00:20:29 (27.)	00:00:27 (39.)	00:13:04 (23.)
9.	42:20	Jencusova	Nora	53	SVK	00:07:57 (57.)	00:00:45 (19.)	00:20:01 (2.)	00:00:25 (15.)	00:13:10 (27.)
10.	42:29	Jørgensen	Marie-Louise	54	DEN	00:07:39 (32.)	00:00:43 (5.)	00:20:21 (15.)	00:00:28 (46.)	00:13:16 (32.)
11.	42:35	Doherty	Ella	44	IRL	00:07:17 (15.)	00:00:56 (75.)	00:20:30 (28.)	00:00:32 (66.)	00:13:18 (34.)
12.	43:44	Bóna	Kinga	50	HUN	00:07:34 (27.)	00:00:46 (26.)	00:21:28 (45.)	00:00:29 (58.)	00:13:26 (35.)
13.	43:54	Püstová	Šárka	62	CZE	00:07:56 (55.)	00:00:48 (45.)	00:20:21 (17.)	00:00:24 (4.)	00:14:23 (57.)
14.	44:03	Naftali	Mika	42	ISR	00:07:56 (53.)	00:00:48 (44.)	00:21:49 (50.)	00:00:26 (31.)	00:13:03 (21.)
15.	44:26	Yeva	Minich	63	BLR	00:07:55 (52.)	00:00:50 (61.)	00:21:47 (48.)	00:00:25 (8.)	00:13:27 (36.)
16.	44:32	Bugala	Martina	64	POL	00:07:16 (14.)	00:00:48 (46.)	00:22:29 (59.)	00:00:26 (27.)	00:13:31 (40.)
17.	44:32	Bliasova	Arianna	60	RUS	00:08:11 (62.)	00:00:49 (57.)	00:22:41 (61.)	00:00:25 (17.)	00:12:24 (7.)
18.	44:37	Gavrilović	Lana	49	SRB	00:07:41 (33.)	00:00:53 (72.)	00:22:00 (54.)	00:00:33 (67.)	00:13:28 (37.)
19.	45:10	Pauryte	Ugne	66	LTU	00:08:40 (72.)	00:00:49 (53.)	00:22:08 (56.)	00:00:23 (3.)	00:13:08 (25.)
20.	45:32	Vandekerckhove	Lotte	51	BEL	00:08:41 (74.)	00:00:51 (69.)	00:22:05 (55.)	00:00:25 (16.)	00:13:28 (38.)
21.	45:47	Perjoiu	Alice	56	ROU	00:08:30 (69.)	00:00:51 (65.)	00:22:20 (58.)	00:00:27 (40.)	00:13:36 (42.)
22.	46:35	Tsvitov	Shani	55	ISR	00:07:46 (38.)	00:00:49 (51.)	00:23:00 (64.)	00:00:28 (47.)	00:14:30 (59.)
23.	47:41	Ayaşlıoğlu	Beyza	46	TUR	00:08:08 (61.)	00:00:50 (59.)	00:22:53 (62.)	00:00:30 (62.)	00:15:18 (68.)
24.	49:01	Vitasović	Valentina	52	CRO	00:08:40 (73.)	00:00:54 (74.)	00:22:39 (60.)	00:00:33 (69.)	00:16:13 (72.)
LAP	LAP	Stankovska	Magdalena	58	MKD	00:08:32 (71.)	00:00:50 (63.)			
Semi-Final 3w										
1.	40:51	Cook	Bethany	88	GBR	00:06:59 (2.)	00:00:44 (11.)	00:20:07 (8.)	00:00:25 (10.)	00:12:34 (9.)

Swim-Distance: 500m, no laps

Bike-Distance: 12km, 4 laps

Run-Distance: 3,3km, 1,5 laps

Technical Delegate: Gyorgyi Bodnar, HUN

Head Referee: Bela Vargar Dr, HUN

Competition July: Gyorgyi Bodnar, Hun (Chair); Denis Jaeger, FRA; Herwig Grabner, AUT

www.raceresult.at - Andreas Mayr

2/3

Air temperature: 15,7°C

Water temperature: 21,8°C

No wetsuit swim

2019 Kitzbühel Youth Games

Rank	Total Time	Lastname	Firstname	Startnr	Nation	Swim	T1	Bike	T2	Run
2.	41:09	Kropkó	Márta	73	HUN	00:06:56 (1.)	00:00:47 (35.)	00:20:06 (6.)	00:00:26 (30.)	00:12:52 (17.)
3.	41:29	Bartol	Monika	82	SLO	00:07:45 (37.)	00:00:46 (27.)	00:20:23 (20.)	00:00:25 (7.)	00:12:09 (5.)
4.	41:31	Terrinoni	Sofia	80	ITA	00:07:48 (41.)	00:00:45 (18.)	00:20:23 (19.)	00:00:27 (42.)	00:12:07 (4.)
5.	41:45	Foltz	Appoline	76	FRA	00:07:16 (13.)	00:00:45 (15.)	00:20:55 (35.)	00:00:26 (26.)	00:12:22 (6.)
6.	41:55	Firsova	Daryia	87	RUS					
7.	41:57	Rico	Inês	71	POR	00:07:26 (20.)	00:00:42 (4.)	00:20:43 (33.)	00:00:26 (23.)	00:12:38 (11.)
8.	42:03	Dequae	Nele	93	BEL	00:07:52 (48.)	00:00:47 (38.)	00:20:13 (12.)	00:00:26 (25.)	00:12:44 (14.)
9.	42:10	Dreyling	Robin	89	NED	00:07:48 (42.)	00:00:47 (36.)	00:20:17 (14.)	00:00:25 (21.)	00:12:49 (16.)
10.	42:15	Wespe	Livia	85	SUI	00:07:48 (43.)	00:00:49 (52.)	00:21:10 (40.)	00:00:26 (35.)	00:11:59 (2.)
11.	42:38	Moragas Molina	Helena	81	ESP	00:07:54 (51.)	00:00:44 (12.)	00:20:14 (13.)	00:00:26 (29.)	00:13:17 (33.)
12.	42:42	Dobi	Lili	83	HUN	00:07:27 (21.)	00:00:48 (43.)	00:20:41 (32.)	00:00:28 (49.)	00:13:16 (30.)
13.	43:01	Possberg	Vanessa	72	SUI	00:07:44 (35.)	00:00:46 (32.)	00:20:22 (18.)	00:00:27 (41.)	00:13:40 (44.)
14.	43:32	Avigad	Aya	74	ISR	00:07:57 (56.)	00:00:47 (37.)	00:21:01 (36.)	00:00:29 (56.)	00:13:16 (31.)
15.	44:12	Nowak	Katharina	94	AUT	00:07:49 (45.)	00:00:45 (22.)	00:21:11 (41.)	00:00:28 (51.)	00:13:57 (52.)
16.	44:18	Månsson	Tilda	95	SWE	00:07:45 (36.)	00:00:51 (67.)	00:21:13 (42.)	00:00:32 (65.)	00:13:56 (51.)
17.	44:40	Młynarska	Józefina	92	POL	00:08:02 (60.)	00:00:46 (28.)	00:21:46 (47.)	00:00:28 (45.)	00:13:35 (41.)
18.	44:48	Gejl	Beathe	90	DEN	00:07:59 (59.)	00:00:46 (31.)	00:21:48 (49.)	00:00:28 (50.)	00:13:44 (46.)
19.	44:58	Badiak	Kateryna	84	UKR	00:07:49 (46.)	00:00:49 (55.)	00:21:09 (39.)	00:00:35 (72.)	00:14:33 (60.)
20.	45:44	Miklisova	Lucie	79	CZE	00:07:53 (50.)	00:00:50 (64.)	00:21:51 (52.)	00:00:33 (68.)	00:14:35 (61.)
21.	46:01	Bloch	Hagar	96	ISR	00:07:31 (24.)	00:00:48 (39.)	00:22:16 (57.)	00:00:29 (57.)	00:14:56 (65.)
22.	46:45	Sinevich	Alina	77	BLR	00:07:58 (58.)	00:00:49 (56.)	00:23:17 (69.)	00:00:31 (63.)	00:14:08 (53.)
23.	47:08	Berezhna	Daria	78	UKR	00:08:14 (65.)	00:00:49 (50.)	00:23:48 (71.)	00:00:26 (33.)	00:13:49 (49.)
24.	48:06	Viiding	Vanessa	91	EST	00:08:11 (63.)	00:00:52 (71.)	00:23:18 (70.)	00:00:26 (34.)	00:15:16 (67.)
25.	48:12	Scott	Lily	86	GBR	00:07:01 (3.)	00:00:50 (62.)	00:21:04 (38.)	00:00:30 (60.)	00:18:45 (74.)
LAP	LAP	Steponenaite	Emilé	75	LTU	00:08:14 (64.)	00:01:02 (76.)	00:25:53 (75.)		

Swim-Distance: 500m, no laps

Bike-Distance: 12km, 4 laps

Run-Distance: 3,3km, 1,5 laps

Technical Delegate: Gyorgyi Bodnar, HUN

Head Referee: Bela Vargar Dr, HUN

Competition July: Gyorgyi Bodnar, Hun (Chair); Denis Jaeger, FRA; Herwig Grabner, AUT

www.raceresult.at - Andreas Mayr

3/3

Air temperature: 15,7°C

Water temperature: 21,8°C

No wetsuit swim

2019 Kitzbühel Youth Games

Rank	Startnr	Lastname	Firstname	Nation	Swim	T1	Bike	T2	Run	Total Time
Finale A Woman										
1.	3	Goreva	Anna	RUS	03:36 (18.)	00:42 (8.)	14:17 (8.)	00:24 (7.)	07:41 (1.)	26:43
2.	20	Rico	Inês	POR	03:38 (20.)	00:39 (1.)	14:16 (7.)	00:27 (17.)	07:49 (2.)	26:50
3.	27	Beti	Rebecca	SUI	03:38 (23.)	00:42 (6.)	14:15 (6.)	00:23 (5.)	07:56 (3.)	26:57
4.	1	Cook	Bethany	GBR	03:20 (2.)	00:43 (9.)	14:32 (17.)	00:25 (10.)	07:59 (4.)	27:01
5.	19	Greco	Myral	ITA	03:35 (14.)	00:42 (7.)	14:19 (9.)	00:23 (3.)	08:03 (7.)	27:04
6.	2	Horváth	Karolina Helga	HUN	03:24 (4.)	00:45 (18.)	14:26 (13.)	00:26 (12.)	08:02 (5.)	27:04
7.	6	Prestia	Angelica	ITA	03:27 (8.)	00:45 (19.)	14:23 (11.)	00:24 (6.)	08:15 (12.)	27:15
8.	10	Terrinoni	Sofia	ITA	03:32 (11.)	00:42 (5.)	14:23 (12.)	00:28 (22.)	08:14 (11.)	27:21
9.	5	De Koning	Barbara	NED	03:33 (12.)	00:43 (10.)	14:28 (15.)	00:26 (14.)	08:18 (13.)	27:30
10.	22	Edge	Lizzy	GBR	03:36 (17.)	00:46 (24.)	14:13 (3.)	00:25 (11.)	08:31 (16.)	27:34
11.	16	Martinelli	Letizia	SUI	03:35 (16.)	00:41 (4.)	14:19 (10.)	00:23 (4.)	08:35 (19.)	27:36
12.	12	Koglbauer	Hannah	AUT	03:38 (22.)	00:43 (13.)	14:15 (4.)	00:28 (25.)	08:32 (17.)	27:39
13.	23	Dequae	Nele	BEL	03:34 (13.)	00:45 (20.)	14:15 (5.)	00:29 (26.)	08:36 (21.)	27:41
14.	31	Doherty	Ella	IRL	03:25 (6.)	00:41 (3.)	14:28 (16.)	00:22 (2.)	08:43 (24.)	27:41
15.	26	Dreyling	Robin	NED	03:46 (28.)	00:48 (28.)	14:09 (1.)	00:28 (21.)	08:29 (14.)	27:42
16.	9	Noyer	Emilie	FRA	03:41 (25.)	00:43 (11.)	14:50 (20.)	00:28 (23.)	08:03 (8.)	27:48
17.	29	Wespe	Livia	SUI	03:40 (24.)	00:47 (26.)	14:48 (18.)	00:27 (19.)	08:10 (10.)	27:53
18.	28	Jencusova	Nora	SVK	03:50 (30.)	00:43 (12.)	14:11 (2.)	00:25 (9.)	08:47 (26.)	27:58
19.	11	Levi	Aviv	ISR	03:24 (5.)	00:45 (21.)	14:27 (14.)	00:26 (16.)	08:59 (27.)	28:04
20.	4	Kropkó	Márta	HUN	03:16 (1.)	00:44 (16.)	15:07 (23.)	00:32 (29.)	08:30 (15.)	28:12
21.	21	Babych	Oryna	UKR	03:42 (26.)	00:44 (14.)	14:50 (19.)	00:30 (27.)	08:33 (18.)	28:21
22.	24	Schiller	Eden	GBR	03:25 (7.)	00:45 (22.)	15:04 (22.)	00:28 (20.)	08:40 (23.)	28:24
23.	15	Foltz	Appoline	FRA	03:38 (21.)	00:54 (30.)	15:29 (25.)	00:26 (13.)	08:06 (9.)	28:34
24.	14	Michalickova	Zuzana	SVK	03:24 (3.)	00:51 (29.)	15:01 (21.)	00:21 (1.)	09:09 (29.)	28:47
25.	17	Firsova	Daryia	RUS	03:37 (19.)	00:46 (25.)	15:35 (27.)	00:24 (8.)	08:37 (22.)	29:01
26.	8	Pena Vicente	Elsa	ESP	03:35 (15.)	00:46 (23.)	15:40 (28.)	00:26 (15.)	08:36 (20.)	29:05
27.	30	Jørgensen	Marie-Louise	DEN	03:48 (29.)	00:44 (15.)	15:26 (24.)	00:28 (24.)	08:44 (25.)	29:13

Swim-Distance: 500m, no laps

Bike-Distance: 12km, 4 laps

Run-Distance: 3,3km, 1,5 laps

Technical Delegate: Gyorgyi Bodnar, HUN

Head Referee: Bela Vargar Dr, HUN

Competition Jury: Gyorgyi Bodnar, Hun (Chair); Denis Jaeger, FRA; Herwig Grabner, AUT

www.raceresult.at - Andreas Mayr

1/3

Air temperature: 15,7°C

Water temperature: 21,8°C

No wetsuit swim

2019 Kitzbühel Youth Games

Rank	Startnr	Lastname	Firstname	Nation	Swim	T1	Bike	T2	Run	Total Time
28.	7	Bartol	Monika	SLO	03:32 (10.)	00:44 (17.)	16:28 (29.)	00:27 (18.)	08:03 (6.)	29:16
29.	25	Garcia Busto	Nerea	ESP	03:30 (9.)	00:48 (27.)	15:34 (26.)	00:32 (28.)	09:01 (28.)	29:27
DNF	18	De Bruin	Luna	NED	03:44 (27.)	00:40 (2.)				DNF
Finale B Woman										
1.	59	Juránková	Heidi	CZE	03:49 (14.)	00:44 (4.)	14:39 (3.)	00:27 (7.)	08:22 (3.)	28:04
2.	36	Moragas Molina	Helena	ESP	03:49 (13.)	00:45 (6.)	14:38 (2.)	00:27 (4.)	08:25 (4.)	28:05
3.	37	Dobi	Lili	HUN	03:35 (3.)	00:46 (9.)	14:52 (9.)	00:30 (23.)	08:33 (9.)	28:18
4.	48	Badini Confalonieri	Adelaide Anna	ITA	03:40 (5.)	00:47 (18.)	15:13 (24.)	00:28 (12.)	08:12 (1.)	28:21
5.	39	Possberg	Vanessa	SUI	03:45 (11.)	00:47 (16.)	14:41 (4.)	00:25 (2.)	08:46 (15.)	28:25
6.	42	Burtscher	Larissa	AUT	03:42 (7.)	00:45 (7.)	14:45 (5.)	00:27 (10.)	08:44 (14.)	28:27
7.	43	Bóna	Kinga	HUN	03:43 (8.)	00:57 (29.)	14:58 (13.)	00:30 (24.)	08:26 (5.)	28:35
8.	46	Naftali	Mika	ISR	03:52 (18.)	00:47 (15.)	15:00 (17.)	00:30 (22.)	08:27 (6.)	28:38
9.	57	Gejl	Beathe	DEN	03:54 (23.)	00:45 (5.)	14:58 (14.)	00:28 (11.)	08:32 (7.)	28:39
10.	51	Yeva	Minich	BLR	03:47 (12.)	00:49 (25.)	15:02 (18.)	00:30 (21.)	08:33 (8.)	28:43
11.	52	Bugala	Martina	POL	03:39 (4.)	00:47 (17.)	15:09 (20.)	00:27 (6.)	08:41 (13.)	28:44
12.	45	Půstová	Šárka	CZE	03:52 (20.)	00:44 (3.)	14:36 (1.)	00:25 (3.)	09:05 (21.)	28:45
13.	38	Hufnagl	Lisa	AUT	03:34 (2.)	00:46 (8.)	14:54 (10.)	00:29 (20.)	09:01 (19.)	28:46
14.	50	Månsson	Tilda	SWE	03:49 (15.)	00:48 (20.)	15:04 (19.)	00:30 (27.)	08:38 (12.)	28:51
15.	55	Dudau	Delia-Oana	ROU	03:59 (26.)	00:46 (10.)	14:50 (6.)	00:28 (14.)	08:47 (17.)	28:52
16.	47	Kovács	Fruzsina Dóra	HUN	03:43 (10.)	00:46 (11.)	15:09 (22.)	00:29 (17.)	08:47 (16.)	28:56
17.	40	Sophie Grønberg Christensen	Kajsa	DEN	03:27 (1.)	00:48 (23.)	14:59 (15.)	00:29 (16.)	09:17 (24.)	29:02
18.	56	Młynarska	Józefina	POL	03:55 (25.)	00:46 (12.)	14:55 (11.)	00:30 (25.)	08:57 (18.)	29:05
19.	49	Nowak	Katharina	AUT	03:53 (21.)	00:50 (27.)	14:51 (8.)	00:27 (9.)	09:08 (22.)	29:12
20.	53	Bliasova	Arianna	RUS	03:59 (27.)	00:46 (13.)	15:45 (27.)	00:27 (5.)	08:16 (2.)	29:16
21.	44	Vansteenkiste	Rhune	BEL	03:55 (24.)	00:48 (22.)	14:51 (7.)	00:30 (28.)	09:16 (23.)	29:22
22.	65	Bloch	Hagar	ISR	03:43 (9.)	00:44 (2.)	15:09 (21.)	00:28 (13.)	09:25 (27.)	29:31
23.	63	Miklisova	Lucie	CZE	03:41 (6.)	00:48 (19.)	15:12 (23.)	00:32 (29.)	09:21 (25.)	29:35
24.	60	Pauryte	Ugne	LTU	04:05 (30.)	00:43 (1.)	15:40 (26.)	00:29 (19.)	08:36 (10.)	29:35

Swim-Distance: 500m, no laps

Bike-Distance: 12km, 4 laps

Run-Distance: 3,3km, 1,5 laps

Technical Delegate: Gyorgyi Bodnar, HUN

Head Referee: Bela Vargar Dr, HUN

Competition Jury: Gyorgyi Bodnar, Hun (Chair); Denis Jaeger, FRA; Herwig Grabner, AUT

www.raceresult.at - Andreas Mayr

2/3

Air temperature: 15,7°C

Water temperature: 21,8°C

No wetsuit swim

2019 Kitzbühel Youth Games

Rank	Startnr	Lastname	Firstname	Nation	Swim	T1	Bike	T2	Run	Total Time
25.	41	Avigad	Aya	ISR	03:51 (16.)	00:58 (30.)	15:37 (25.)	00:30 (26.)	08:38 (11.)	29:36
26.	62	Terentieva	Anastasiia	UKR	03:52 (19.)	00:47 (14.)	15:00 (16.)	00:29 (18.)	09:31 (28.)	29:40
27.	58	Badiak	Kateryna	UKR	03:52 (17.)	00:52 (28.)	14:55 (12.)	00:28 (15.)	09:34 (29.)	29:43
28.	61	Vandekerckhove	Lotte	BEL	04:03 (28.)	00:48 (21.)	16:20 (28.)	00:24 (1.)	09:04 (20.)	30:41
29.	64	Perjoiu	Alice	ROU	04:05 (29.)	00:48 (24.)	16:21 (29.)	00:27 (8.)	09:24 (26.)	31:07
30.	54	Gavrilović	Lana	SRB	03:53 (22.)	00:49 (26.)	16:33 (30.)	00:32 (30.)	10:02 (30.)	31:51

Swim-Distance: 500m, no laps

Bike-Distance: 12km, 4 laps

Run-Distance: 3,3km, 1,5 laps

Technical Delegate: Gyorgyi Bodnar, HUN

Head Referee: Bela Vargar Dr, HUN

Competition July: Gyorgyi Bodnar, Hun (Chair); Denis Jaeger, FRA; Herwig Grabner, AUT

www.raceresult.at - Andreas Mayr

3/3

Air temperature: 15,7°C

Water temperature: 21,8°C

No wetsuit swim

2019 Kitzbühel ETU Triathlon Youth European Championships

Mixed Relay

Rank	No.			Time	Swim	T1	Bike	T2	Run
1.	8		Team I Spain	1:16:25,389					
		Elsa	Pena Vicente	0:20:09	0:03:57	0:00:51	0:09:31	0:00:23	0:05:24
		Esteban	Basanta Fouz	0:18:07	0:03:04	0:00:48	0:09:24	0:00:22	0:04:27
		Nerea	Garcia Busto	0:20:17	0:03:34	0:00:55	0:10:02	0:00:24	0:05:20
		Igor	Bellido Mikhailova	0:17:51	0:03:04	0:00:46	0:09:01	0:00:20	0:04:38
2.	7		Team I Hungary	1:16:28,503					
		Márta	Kropkó	0:19:48	0:03:52	0:00:53	0:09:33	0:00:26	0:05:02
		Gyula	Kovács	0:18:30	0:03:16	0:00:50	0:09:05	0:00:24	0:04:54
		Karolina Helga	Horváth	0:19:30	0:03:24	0:00:54	0:09:45	0:00:25	0:05:01
		Gergő	Dobi	0:18:39	0:03:12	0:00:50	0:09:05	0:00:23	0:05:06
3.	6		Team I Italy	1:16:46,354					
		Angelica	Prestia	0:19:47	0:03:54	0:00:55	0:09:30	0:00:23	0:05:03
		Francesco	Gazzina	0:18:14	0:03:12	0:00:47	0:09:02	0:00:27	0:04:43
		Myral	Greco	0:19:55	0:03:35	0:00:52	0:09:52	0:00:22	0:05:12
		Fiorenzo	Angelini	0:18:48	0:03:18	0:00:49	0:09:22	0:00:23	0:04:55
4.	1		Team I France	1:16:46,905					
		Appoline	Foltz	0:20:41	0:04:07	0:00:53	0:10:02	0:00:24	0:05:14
		Léo	Fernandez	0:18:01	0:03:15	0:00:52	0:08:49	0:00:24	0:04:40
		Emilie	Noyer	0:19:40	0:03:38	0:00:51	0:09:34	0:00:27	0:05:09
		Tao	Jouineau	0:18:22	0:03:04	0:00:49	0:09:09	0:00:22	0:04:56
5.	12		Team I Russia	1:17:24,065					
		Anna	Goreva	0:20:52	0:03:59	0:00:52	0:10:30	0:00:24	0:05:05
		Pavel	Sorokin	0:17:53	0:03:10	0:00:48	0:08:51	0:00:23	0:04:40
		Daryia	Firsova	0:19:47	0:03:36	0:00:52	0:09:34	0:00:23	0:05:20
		Mark	Vysotskiy	0:18:50	0:03:04	0:00:51	0:08:57	0:00:27	0:05:29

Swim-Distance: 250m, 1 lap
 Bike-Distance: 6km, 2 laps
 Run-Distance: 1.5km, 1,5 laps

Technical Delegate: Gyorgyi Bodnar (HUN)
 Head Referee: Bela Varga Dr (HUN)
 Competition Jury: Gyorgyi Bodnar, Chair (HUN), Renato Bertrandi (ITA), Herwig Grabner (AUT)

www.raceresult.at - Andreas Mayr
 1/5

Air temperature: 21.5°C
 Water temperature: 22.4°C
 No wetsuit swim

2019 Kitzbühel ETU Triathlon Youth European Championships

Mixed Relay

Rank	No.			Time	Swim	T1	Bike	T2	Run
6.	2		Team I Great Britain	1:17:34,104					
		Bethany	Cook	0:19:47	0:03:48	0:00:52	0:09:39	0:00:23	0:05:02
		Dominic	Coy	0:18:29	0:03:18	0:00:49	0:09:05	0:00:25	0:04:49
		Lizzy	Edge	0:20:20	0:03:32	0:00:55	0:10:02	0:00:26	0:05:23
		Hamish	Reilly	0:18:56	0:03:06	0:00:48	0:09:21	0:00:26	0:05:13
7.	3		Team I Netherlands	1:17:56,167					
		Barbara	De Koning	0:20:02	0:03:58	0:00:52	0:09:29	0:00:25	0:05:16
		Jesse	Cuijpers	0:18:34	0:03:13	0:00:52	0:09:17	0:00:25	0:04:45
		Robin	Dreyling	0:20:10	0:03:39	0:00:54	0:09:35	0:00:27	0:05:34
		Niels	Van Lanen	0:19:08	0:03:16	0:00:50	0:09:19	0:00:26	0:05:15
8.	11		Team I Austria	1:18:04,440					
		Hannah	Koglbauer	0:20:49	0:04:06	0:00:53	0:10:00	0:00:27	0:05:20
		Jan	Bader	0:17:42	0:03:12	0:00:46	0:08:49	0:00:21	0:04:31
		Larissa	Burtscher	0:20:24	0:03:47	0:00:55	0:09:30	0:00:26	0:05:44
		Niklas	Keller	0:19:07	0:03:20	0:00:47	0:09:20	0:00:21	0:05:18
9.	4		Team I Switzerland	1:19:17,526					
		Letizia	Martinelli	0:21:01	0:04:09	0:00:55	0:09:54	0:00:26	0:05:34
		Nico	Hegmann	0:18:34	0:03:21	0:00:50	0:09:08	0:00:24	0:04:49
		Rebecca	Beti	0:20:23	0:03:38	0:00:52	0:10:04	0:00:23	0:05:23
		Luca	Luberti	0:19:18	0:03:15	0:00:52	0:09:22	0:00:26	0:05:20
10.	9		Team I Portugal	1:19:40,827					
		Inês	Rico	0:19:46	0:04:06	0:00:50	0:09:22	0:00:25	0:05:01
		Gonçalo	Balbino	0:19:22	0:03:19	0:00:48	0:09:20	0:00:30	0:05:25
		Mariana	Carvalho	0:22:06	0:03:43	0:00:59	0:10:54	0:00:27	0:06:02
		Alexandre	Montez	0:18:24	0:03:10	0:00:53	0:08:48	0:00:22	0:05:09

Swim-Distance: 250m, 1 lap
 Bike-Distance: 6km, 2 laps
 Run-Distance: 1.5km, 1,5 laps

Technical Delegate: Gyorgyi Bodnar (HUN)
 Head Referee: Bela Varga Dr (HUN)
 Competition Jury: Gyorgyi Bodnar, Chair (HUN), Renato Bertrandi (ITA), Herwig Grabner (AUT)

www.raceresult.at - Andreas Mayr
 2/5

Air temperature: 21.5°C
 Water temperature: 22.4°C
 No wetsuit swim

2019 Kitzbühel ETU Triathlon Youth European Championships

Mixed Relay

Rank	No.			Time	Swim	T1	Bike	T2	Run
11.	5		Team I Belgium	1:19:50,069					
		Rhune	Vansteenkiste	0:21:36	0:04:04	0:00:59	0:09:56	0:00:30	0:06:05
		Wout	Franco	0:18:29	0:03:16	0:00:48	0:09:04	0:00:25	0:04:54
		Nele	Dequae	0:20:27	0:03:40	0:00:54	0:09:59	0:00:29	0:05:22
		Balte	Thijs	0:19:17	0:03:30	0:00:50	0:09:15	0:00:24	0:05:16
12.	16		Team I Israel	1:20:09,870					
		Aviv	Levi	0:21:21	0:03:55	0:00:56	0:10:09	0:00:28	0:05:52
		Elai	Izhak Chaski	0:18:32	0:03:17	0:00:50	0:09:15	0:00:25	0:04:43
		Aya	Avigad	0:20:41	0:03:49	0:00:56	0:10:01	0:00:29	0:05:24
		Alon	Cohen	0:19:34	0:03:25	0:00:49	0:09:28	0:00:22	0:05:28
13.	14		Team I Czech Republic	1:20:20,612					
		Heidi	Juránková	0:20:49	0:04:07	0:00:54	0:09:59	0:00:27	0:05:20
		Lukáš	Juránek	0:18:18	0:03:11	0:00:50	0:08:49	0:00:23	0:05:03
		Šárka	Půstová	0:21:03	0:03:43	0:00:55	0:10:09	0:00:27	0:05:46
		Filip	Tlamka	0:20:09	0:03:19	0:01:02	0:09:36	0:00:23	0:05:47
14.	18		Team I Sweden	1:20:48,038					
		Tilda	Månsson	0:20:50	0:04:11	0:00:55	0:09:56	0:00:27	0:05:19
		Axel	Rosencrantz	0:18:46	0:03:22	0:00:53	0:09:16	0:00:24	0:04:49
		Linn	Suchomel	0:21:39	0:03:19	0:01:04	0:11:01	0:00:32	0:05:41
		Hampus	Månsson	0:19:32	0:03:40	0:00:57	0:09:13	0:00:26	0:05:13
15.	19		Team I Slovenia	1:20:56,768					
		Monika	Bartol	0:20:35	0:04:08	0:00:53	0:10:00	0:00:25	0:05:07
		Nande	Gašparič	0:18:43	0:03:24	0:00:50	0:08:50	0:00:24	0:05:13
		Neža	Turšič	0:22:16	0:03:34	0:00:53	0:10:55	0:00:31	0:06:20
		Jakob	Medved	0:19:21	0:03:30	0:00:49	0:09:12	0:00:27	0:05:21

Swim-Distance: 250m, 1 lap
 Bike-Distance: 6km, 2 laps
 Run-Distance: 1.5km, 1,5 laps






Technical Delegate: Gyorgyi Bodnar (HUN)
 Head Referee: Bela Varga Dr (HUN)
 Competition Jury: Gyorgyi Bodnar, Chair (HUN), Renato Bertrandi (ITA), Herwig Grabner (AUT)

www.raceresult.at - Andreas Mayr
 3/5

Air temperature: 21.5°C
 Water temperature: 22.4°C
 No wetsuit swim

2019 Kitzbühel ETU Triathlon Youth European Championships

Mixed Relay

Rank	No.			Time	Swim	T1	Bike	T2	Run
16.	10		Team I Denmark	1:21:17,214					
		Kajsa	Sophie Grønberg Christensen	0:21:29	0:03:52	0:00:59	0:10:11	0:00:28	0:05:57
		Niklas	Faaborg Andersen	0:19:06	0:03:29	0:00:52	0:09:24	0:00:23	0:04:56
		Marie-Louise	Jørgensen	0:21:13	0:03:44	0:00:55	0:10:29	0:00:26	0:05:38
		Oliver	Hostrup Sahlberg	0:19:27	0:03:19	0:00:47	0:09:12	0:00:24	0:05:44
17.	21		Team I Ukraine	1:23:33,647					
		Oryna	Babych	0:21:38	0:03:55	0:00:52	0:11:03	0:00:26	0:05:19
		Ivan	Tretiak	0:19:50	0:03:32	0:00:54	0:09:55	0:00:26	0:05:01
		Anastasiia	Terentieva	0:22:00	0:03:53	0:00:55	0:10:37	0:00:30	0:06:04
		Oleksandr	Yanenko	0:20:04	0:03:38	0:00:51	0:09:42	0:00:25	0:05:26
18.	15		Team I Europe	1:24:07,081					
		Ella	Doherty	0:23:49	0:03:57	0:00:51	0:13:08	0:00:22	0:05:29
		Emil	Frayon	0:19:32	0:03:26	0:00:51	0:09:35	0:00:24	0:05:16
		Beathe	Gejl	0:21:09	0:03:50	0:00:56	0:10:34	0:00:27	0:05:20
		Sabian	Kulczynski	0:19:35	0:03:14	0:00:51	0:09:31	0:00:24	0:05:33
19.	22		Team I Belarus	1:24:12,714					
		Minich	Yeva	0:21:46	0:04:10	0:00:58	0:10:28	0:00:25	0:05:42
		Anton	Kasyanau	0:19:45	0:03:19	0:00:51	0:10:02	0:00:27	0:05:05
		Alina	Sinevich	0:22:25	0:03:48	0:00:57	0:11:18	0:00:31	0:05:49
		Kiryl	Haradzetski	0:20:14	0:03:44	0:00:47	0:09:42	0:00:23	0:05:35
20.	20		Team I Estonia	1:25:05,811					
		Vanessa	Viiding	0:23:23	0:04:16	0:01:03	0:11:13	0:00:28	0:06:21
		Johan	Tamm	0:19:27	0:03:12	0:00:55	0:10:02	0:00:25	0:04:52
		Mari Mai	Ruus	0:21:52	0:03:59	0:00:59	0:10:56	0:00:24	0:05:32
		Sander	Aavik	0:20:21	0:03:21	0:00:54	0:09:44	0:00:25	0:05:56

Swim-Distance: 250m, 1 lap
 Bike-Distance: 6km, 2 laps
 Run-Distance: 1.5km, 1,5 laps






Technical Delegate: Gyorgyi Bodnar (HUN)
 Head Referee: Bela Varga Dr (HUN)
 Competition Jury: Gyorgyi Bodnar, Chair (HUN), Renato Bertrandi (ITA), Herwig Grabner (AUT)

www.raceresult.at - Andreas Mayr
 4/5

Air temperature: 21.5°C
 Water temperature: 22.4°C
 No wetsuit swim

2019 Kitzbühel ETU Triathlon Youth European Championships

Mixed Relay

Rank	No.			Time	Swim	T1	Bike	T2	Run
21.	23		Team I Romania	1:25:30,671					
		Delia-Oana	Dudau	0:21:48	0:04:33	0:00:55	0:10:24	0:00:24	0:05:31
		Albert	Stratulat	0:20:53	0:03:42	0:00:52	0:09:59	0:00:31	0:05:48
		Alice	Perjoiu	0:22:12	0:04:13	0:01:03	0:10:47	0:00:25	0:05:42
		Andrei Dominic	Meghea	0:20:35	0:03:17	0:00:49	0:09:59	0:00:24	0:06:04
22	26		Team I Lithuania	1:25:48,928					
		Ugne	Pauryte	0:21:48	0:04:34	0:00:54	0:10:22	0:00:26	0:05:29
		Robertas	Gegužis	0:19:57	0:03:38	0:00:51	0:09:43	0:00:23	0:05:21
		Beatrice	Vinciunaite	0:23:24	0:04:25	0:01:00	0:11:07	0:00:30	0:06:19
		Mykolas	Banys	0:20:38	0:03:39	0:00:55	0:10:04	0:00:28	0:05:29
23	24		Team I Croatia	1:28:38,538					
		Valentina	Vitasović	0:23:51	0:04:32	0:01:03	0:11:38	0:00:28	0:06:07
		Gabrijel	Barac	0:19:14	0:03:31	0:00:50	0:09:28	0:00:23	0:04:59
		Ileana	Rosanda	0:23:34	0:04:15	0:01:00	0:11:18	0:00:30	0:06:28
		Deni	Čosić	0:21:58	0:04:02	0:00:53	0:10:37	0:00:28	0:05:55
24	25		Team I Macedonia, Former Yugoslav Republic Of	1:30:38,952					
		Magdalena	Stankovska	0:23:50	0:04:32	0:00:56	0:11:46	0:00:29	0:06:05
		Ivo Jovan	Dimovski	0:21:42	0:03:31	0:00:55	0:10:38	0:00:26	0:06:10
		Bojana	Gjorgjieska	0:24:14	0:04:39	0:00:52	0:11:46	0:00:25	0:06:30
		Dimitar	Jovanovski	0:20:50	0:04:18	0:00:56	0:09:34	0:00:24	0:05:37
DSQ	17		Team I Slovakia	1:25:43,331					
		Zuzana	Michalickova	0:23:58	0:03:53	0:00:57	0:13:07	0:00:24	0:05:35
		Adam	Ulbricht	0:20:13	0:03:31	0:00:54	0:10:07	0:00:27	0:05:12
		Nora	Jencusova	0:20:35	0:03:57	0:00:52	0:09:49	0:00:25	0:05:30
		Jozef	Vrabel	0:20:56	0:03:37	0:00:53	0:10:15	0:00:24	0:05:45

Swim-Distance: 250m, 1 lap
 Bike-Distance: 6km, 2 laps
 Run-Distance: 1.5km, 1,5 laps

Technical Delegate: Gyorgyi Bodnar (HUN)
 Head Referee: Bela Varga Dr (HUN)
 Competition Jury: Gyorgyi Bodnar, Chair (HUN), Renato Bertrandi (ITA), Herwig Grabner (AUT)

www.raceresult.at - Andreas Mayr
 5/5

Air temperature: 21.5°C
 Water temperature: 22.4°C
 No wetsuit swim